

EXHIBIT C



US006135886A

United States Patent [19]
Armstrong

[11] **Patent Number:** **6,135,886**
[45] **Date of Patent:** **Oct. 24, 2000**

[54] **VARIABLE-CONDUCTANCE SENSOR WITH ELASTOMERIC DOME-CAP**

5,764,219 6/1998 Rutledge et al. 345/159
5,999,084 12/1999 Armstrong 338/114

[76] Inventor: **Brad A. Armstrong**, P.O. Box 1419,
Paradise, Calif. 95967

Primary Examiner—Valencia Martin-Wallace
Assistant Examiner—John Paradiso

[21] Appl. No.: **09/122,269**

[57] **ABSTRACT**

[22] Filed: **Jul. 24, 1998**

Related U.S. Application Data

[63] Continuation-in-part of application No. 08/942,450, Oct. 1, 1997.

[51] **Int. Cl.⁷** **A63F 9/24**

[52] **U.S. Cl.** **463/37**

[58] **Field of Search** 338/114; 463/36,
463/37; 273/148 B; 345/156

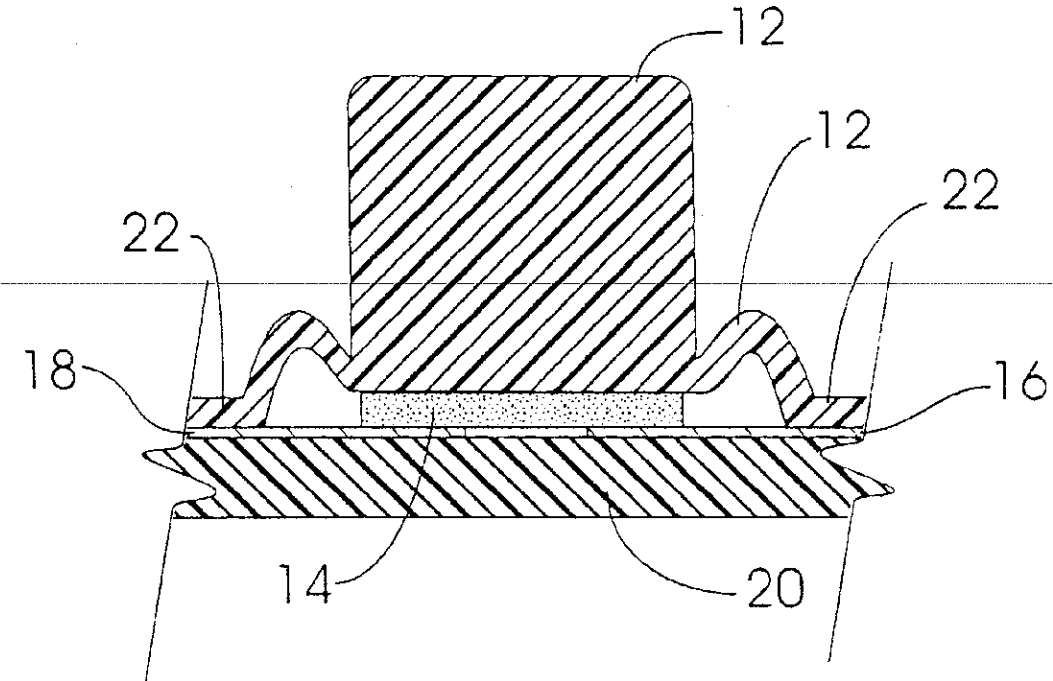
Improved methods for using a dome-cap sensor wherein an injection molded dome-cap is combined with an analog active element which is positioned to contact conductive elements of an electronic circuit. The dome-cap is variably depressible for transferring force of varying intensity into the active element to provide variable conductivity connecting the proximal conductive elements. The electronic circuit reads the active element as being in any one of at least three or more readable states dependent upon amount of pressure applied to the active element. Relief of depressive force allows the dome-cap to return to a raised position and one which can indicate the sensor as electrically deactivated. Also disclosed is an improved analog sensing circuit including a user manipulable variable-conductance sensor, the improvement including the variable-conductance sensor being an injection molded dome-cap with an analog material and variably depressible to variably compress the material; the analog material, at least when compressed, is contacting two proximal circuit elements, wherein the degree of compression determines the degree of conductivity between the two proximal circuits.

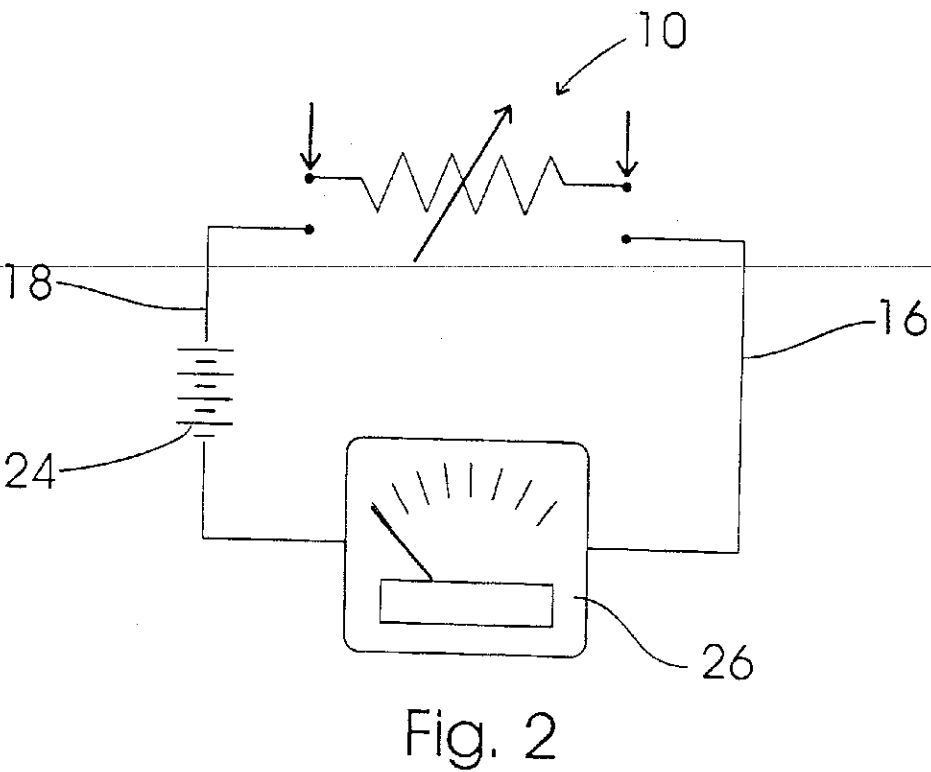
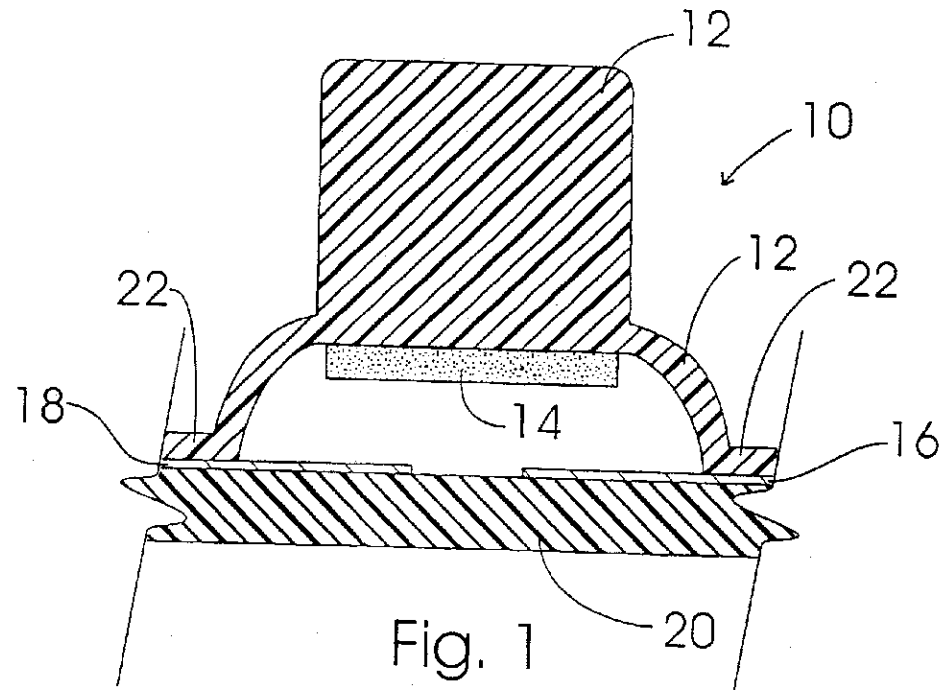
[56] **References Cited**

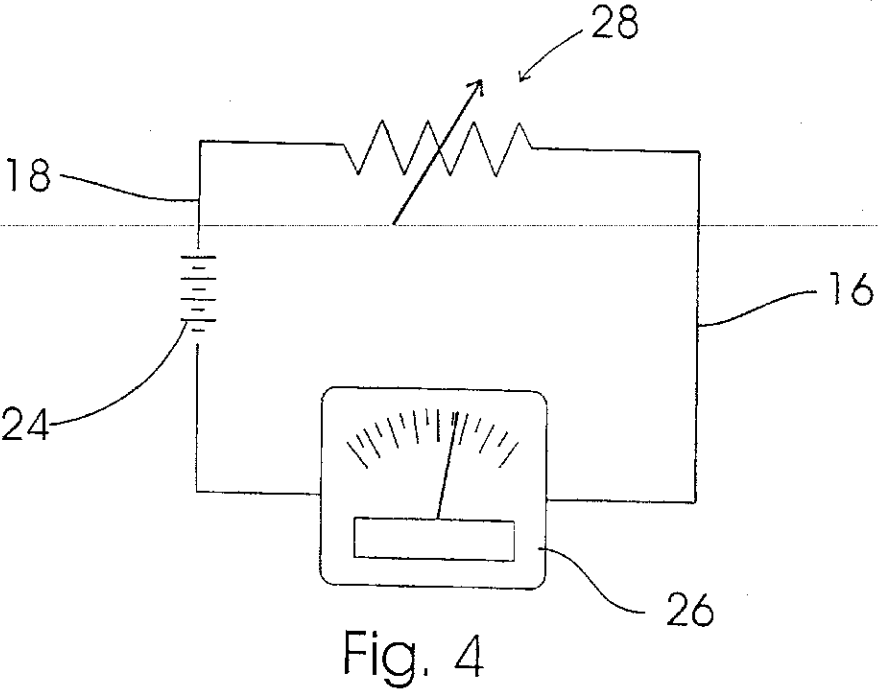
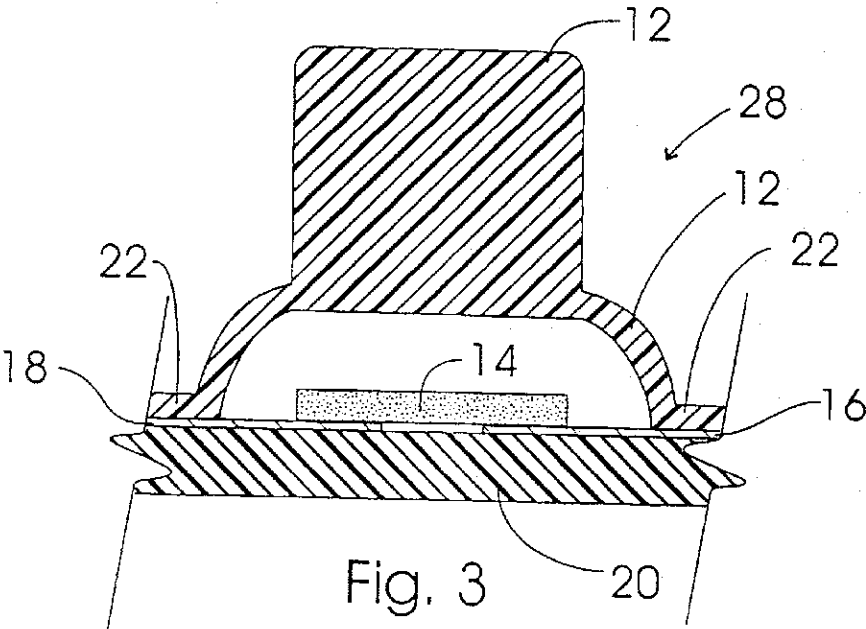
U.S. PATENT DOCUMENTS

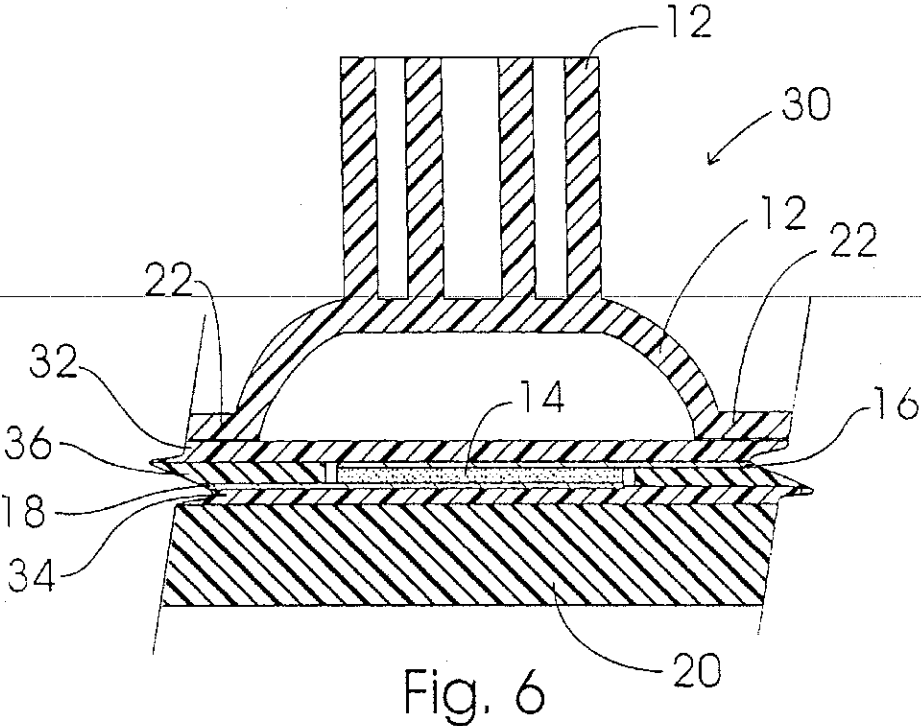
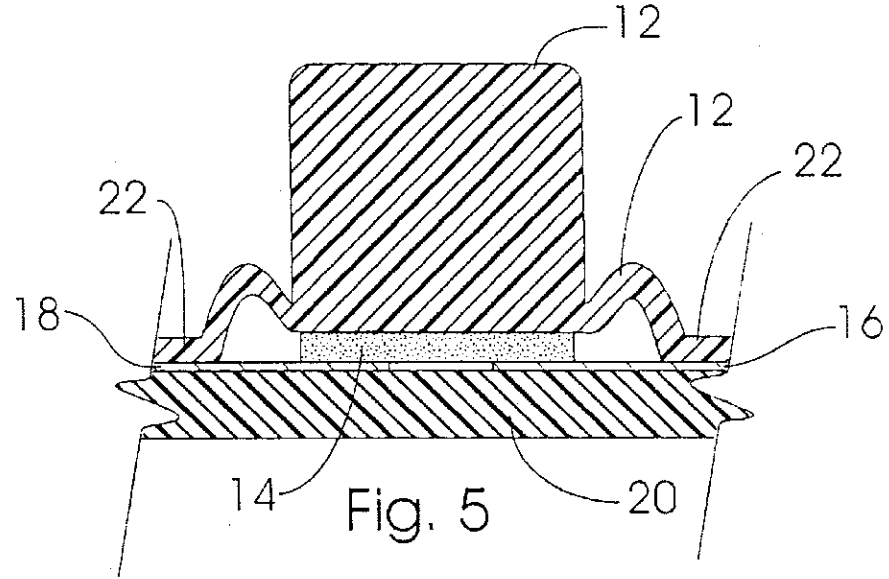
3,806,471 4/1974 Mitchell .
4,315,238 2/1982 Eventoff .
4,369,971 1/1983 Chang et al. 273/85 G
5,207,426 5/1993 Inoue et al. 273/148 B
5,364,108 11/1994 Esnouf 273/430
5,510,812 4/1996 O'Mara et al. 345/161
5,689,285 11/1997 Asher 345/161
5,704,612 1/1998 Kelly et al. 273/402

19 Claims, 4 Drawing Sheets









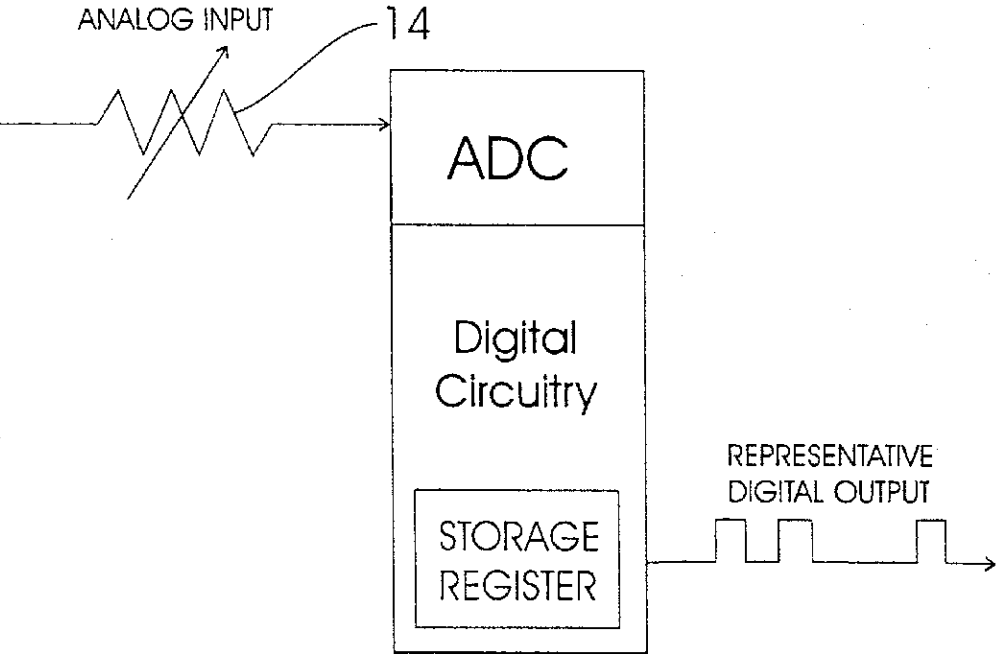


Fig. 7

6,135,886

1

VARIABLE-CONDUCTANCE SENSOR WITH
ELASTOMERIC DOME-CAP

This application continuation-in-part discloses and
claims material disclosed in my pending U.S. patent appli-
cation Ser. No. 08/942,450 filed Oct. 1, 1997 to which the
benefit of the earlier filing date for the common material is
claimed.

BACKGROUND OF THE INVENTION

1. Field of the Invention

This invention relates generally to sensors utilizing elas-
tomer injection molded dome-caps such as are used in the
prior art as simple momentary-On electrical switches. The
present invention is specifically directed toward new uses of
elastomer injection molded dome-cap sensors, specifically
using such devices in a novel manner as analog sensors.

2. Description of the Related Prior Art

Elastomer injection molded dome-cap momentary-On
switches (sensors) are well known and widely used in the
prior art as switches incorporated in such common host
devices as remote controls for televisions and stereos, and in
electronic game control devices such as game pads for
Nintendo, Sony and Sega game consoles, and some com-
puter keyboards, etc. In all of the above mentioned host
devices and in all known prior art where the elastomer
dome-cap sensor is employed, the injection molded dome-
cap is always used as a component of a sensor having a
single threshold serving as a simple make or break (closed
or open) electrical switch in a circuit.

The term elastomer is used to describe any rubber-like
material, whether natural or synthetic.

Structurally, the prior art elastomer injection molded
dome-cap carries a normally raised conductive element or
disk referred to as a pill or a carbon pill. The conductive pill
is herein sometimes referred to as the "active element". The
active element in prior art elastomer injection molded
dome-cap sensors is believed to be made of a binder of
elastomer or rubbery material binding carbon or carbon
containing material and possibly other materials. The active
element is located at the top inside of the non-conductive
elastomer dome-cap and above two proximal highly con-
ductive elements or traces so that with depression of the
dome-cap, such as with pressure applied by a finger, the
active element is moved with the collapsing dome-cap into
contact with both proximal conductive elements and closes
an otherwise normally open circuit. Since the injection
molded dome-cap is resilient, with release of pressure on the
dome-cap it returns to a raised position carrying the active
element with it to open the circuit. Electronic circuitry
associated with the two proximal conductive elements,
which are either bridged or not bridged by the active element
of the elastomer dome-cap, is circuitry which in the prior
art has always been structured only to detect or read a
threshold event, i.e., an open or closed (binary) state across
the proximal conductive elements.

As those skilled in the art appreciate, most, but not all
elastomer injection molded dome-caps when depressed
produce a soft snap which is a user discernable tactile
feedback. This tactile feedback occurs when the dome-cap is
depressed beyond a given point; the point being where a
mechanical threshold is crossed and the tactile snap is
produced. The snap defining the tactile sensation occurs just
prior to the active element being brought into contact with
the two proximal conductive elements. The tactile sensation
is perceived by the user as occurring at the same time the

2

sensor is activated, which in the prior art is when the switch
is closed. The switch remains closed until such time as the
user releases pressure on the dome-cap, at which time the
dome-cap being made of elastomer material returns to a
raised position carrying the active element with it and off of
the proximal conductive elements. The elastomer injection
molded dome-cap typically again produces a tactile sensa-
tion as it moves upward crossing the mechanical snap-
through threshold. Elastomer injection molded dome-caps
are typically molded or are made primarily of thermoset
rubber, are one-piece absent joints or seams, and provide
excellent durability for a very low cost. The active element
in the prior art is typically adhered to the inside top of the
dome-cap during the injection molding phase of manufac-
turing the dome-cap.

Another type of prior art sensor is described in U.S. Pat.
No. 3,806,471 issued Apr. 23, 1974 to R. J. Mitchell for
"PRESSURE RESPONSIVE RESISTIVE MATERIAL".
Mitchell describes sensors which utilize pressure-sensitive
variable-conductance material to produce analog outputs.
Mitchell does not use or suggest an elastomer injection
molded dome-cap used to either carry variable-conductance
material or to transfer finger applied pressure into variable-
conductance material. Mitchell also fails to recognize any
need for or suggest the use of an elastomer injection
molded dome-cap to provide tactile feedback to the user
upon actuation or de-actuation of the pressure-sensitive
variable-conductance sensor. U.S. Pat. No. 4,315,238 issued
Feb. 9, 1982 to F. Eventoff describes a pressure-sensitive
bounceless switch absent a suggestion of using an elasto-
mer injection molded one-piece dome-cap or providing
tactile feedback, and is thus considered to be cumulative
prior art to the Mitchell disclosure.

There have been hundreds of millions of momentary-On
elastomer dome-cap style switches made and sold in the
last 20 years. Pressure-sensitive variable-conductance sen-
sors have also been known for decades and have always
been quite expensive compared to elastomer injection
molded dome-cap switches. The prior art does not suggest
the use of an inexpensive elastomer injection molded
dome-cap containing any pressure-sensitive variable-
conductance material in association with circuitry structured
for control or manipulation by the elastomer dome-cap
sensor applied as an analog sensor, or as a pressure-sensitive
variable-conductance sensor which includes tactile feedback
in association with circuitry structured for control or
manipulation by the elastomer dome-cap sensor applied as
an analog sensor. Clearly an inexpensive injection molded
elastomer dome-cap pressure-sensitive variable-
conductance sensor would be useful and of benefit, as also
would be such a sensor having tactile feedback. Such
sensors would be useful in a wide variety of applications
wherein human input is required. Such applications include
home electronics, computers and generally, but not limited
to, devices operated by the human hand/finger inputs.

I have discovered, as will be detailed below, that a typical
elastomer injection molded dome-cap type switch when
used as part of a novel structural combination or in a novel
method fills a long standing need for a very inexpensive and
durable pressure-sensitive variable-conductance sensor, and
further one which can, if desired, supply tactile feedback.

SUMMARY OF THE INVENTION

The following detailed description is of best modes and
preferred structures for carrying out the invention, and
although there are clearly some changes which can be made

6,135,886

3

to that which is specifically herein described and shown, for the sake of brevity of this disclosure, all of these changes which fall within the scope of the present invention have been not herein detailed, but will become apparent to those skilled in the art with a study of this disclosure.

The prior art dome-cap sensors as described above have been always used as simple On/Off switches or bounceless On/Off switches in associated circuitry structured to use the sensor only as a switch. I have discovered that the active element of such prior art dome-cap sensors is pressure-sensitive and variably conductive to a useful degree, and this property of the active element can be used not only as a bounceless switch, but much more importantly as an analog or variable pressure sensor. With applied varying pressure changes, the active element changes its conductivity, i.e., resistivity, relative to the applied pressure. The active element, while a moderate to poor conductor when not under compressive force, drops in resistivity when placed under compressive force, such drop in resistivity being related to the amount of compression of the active element. This pressure-sensitive variable-conductance aspect of the active element in the elastomeric injection molded one-piece dome-cap opens many new and valuable possibilities of use.

Such new possibilities include very low cost pressure-sensitive variable-conductance sensors allowing integration into a multitude of price sensitive consumer electronic items. In the past, variable-conductance sensors incorporated into consumer electronic devices were relatively expensive potentiometers and sliding plate resistors, or pressure-sensitive sensors which have typically been even more expensive, running from a few dollars and upward per sensor, and thus such pressure-sensitive sensors are sparingly used. On the other hand, elastomeric dome-cap sensors are currently manufactured in very high volume for a very low cost.

The elastomeric injection molded dome-cap provides an extremely low cost member capable of serving multiple functions all of which can be advantageous and beneficial for a pressure-sensitive variable-conductance sensor. Such multiple functions of the elastomeric one-piece injection molded dome-cap can include: the dome-cap serving as an inexpensive return spring for ensuring termination of pressure on the active element; the top exterior of the dome-cap providing a finger engagement surface when properly fashioned for serving as a finger placement surface on which a user can press absent a requirement of additional button caps or triggers atop the dome-cap; a seal or debris excluder over electric component surfaces which could be adversely affected by the entrance of foreign matter; tactile feedback to the user upon actuation and de-actuation of the active element or sensor; an ergonomically correct depressible surface which is variably depressible through a wide range, generally absent an uncomfortable hard-stop at the bottom of the depressive stroke; and the injection molded dome-cap providing these functions can be mounted on various base materials such as flexible membrane circuit sheets, rigid circuit boards and flexible membranes supported or stiffened by rigid boards which can themselves possess circuitry.

Additionally, the injection molded dome-cap can be manufactured in multiple dome-caps in a single injection molded sheet wherein all of the dome-caps can be utilized as novel pressure sensors or some of the dome-caps can be novel pressure sensors mixed with other dome-caps used as traditional momentary-On switches. Such multiple dome-cap sheets can be highly useful in devices such as television, and the like, remote control devices wherein many functions may be best served with momentary-On switches while

4

other functions (e.g. channel and/or volume scrolling buttons) can be best served with variable-conductance pressure sensors, preferably using the teachings herein.

Durable and low cost pressure-sensitive analog sensors would be of benefit in many host devices to offer the user increased control options, the ability to variably increase and reduce the sensor output dependent on pressure exerted by the user to the dome-cap so that, for example, images may selectively move faster or slower on a display, timers, settings within a range, adjustments and the like may change faster or slower dependant on the pressure applied by the user.

Another benefit of the use of my discovery is in game pads of the type which traditionally have elastomeric dome-cap sensors used only as momentary-on sensors, but with the present invention, the user can press harder to make a controllable character jump higher or run faster for example.

Another benefit of the use of my discovery is in mouse type computer control devices which may have a two or four way rocker for scrolling windows. These currently existing mouse controllers utilize momentary-On switches, some being elastomeric dome-caps, and all would be greatly advantaged with use of the novel analog dome-cap sensors described herein.

Another benefit of the use of my discovery is in keyboard type computer control devices which may have a two or four way rocker, or independent keys, for scrolling windows. Such a novel computer keyboard would be greatly advantaged with use of the novel analog dome-cap sensors described herein.

Another benefit of the use of my discovery is in joystick type devices having buttons and/or trigger on the handle. Such buttons and/or trigger, which in the prior art are momentary-on switches, can be benefited by implementation of the present invention.

Another benefit of the use of my discovery is in ease of changeover by manufactures who currently make host devices including housings with circuit boards therein, elastomeric dome-cap sensors associated with the circuit boards, openings through the housings to allow access to the dome-caps to allow depression thereof, and in some cases button and/or trigger style covers over the injection molded dome-caps. In order to gain the benefit of the present invention, such manufacturers will only need to apply new or modified circuitry on the circuit boards capable of reading any one of at least three readable states (electric states) or many more of the dome-cap sensor indicative of at least three states of the dome-cap and active element which can represent at least: 1) no pressure thereon, 2) low pressure and 3) high pressure applied to the dome-cap and thus the active element. Preferably, the dome-cap sensor will be employed in a manner wherein not just three but many states are read, thus ensuring high resolution reading of a variably changing input.

For the purposes of this disclosure, plural states in reference to the prior art means two states only, typically being On or Off since the dome-cap sensors are used only as On/Off switches in the prior art, and in reference to the present invention, plural states is three or more states as will be further detailed.

Yet another benefit of the use of my discovery is that not only can a typical prior art dome-cap style switch be used as a pressure-sensitive variable-conductance sensor, but if desired, such a sensor can also supply the user with a tactile feedback on actuation of the sensor, and even further upon de-activation of the sensor. Benefits of the tactile feedback

6,135,886

5

include a reduction of potential confusion on the part of the user as to when the sensor is actuated and de-actuated. For example, if an analog sensor or sensor used as an analog sensor of the type not having tactile feedback is minimally activated, it is difficult for the user in some instances to determine whether the sensor is still minimally activated or is entirely de-activated. If the user is playing an electronic game utilizing a variable pressure analog sensor to control movement as he slowly approaches the edge of a cliff which he might fall off of, and the user desires to get very close to the edge but not fall off, the user would be depressing very lightly on the sensor, and absent tactile feedback would not be immediately aware when he inadvertently decreased the depression enough to fully deactivate the sensor.

These, and other advantages and benefits of the present invention will become increasingly appreciated with continued reading and a review of the included drawings.

BRIEF DESCRIPTION OF THE DRAWINGS

FIG. 1 shows a median cross section view of an elastomeric injection molded one-piece dome-cap sensor. The sensor is shown with the active element attached to the underside or bottom of the raised dome-cap and thus the active element is carried by and within the dome-cap.

FIG. 2 shows a simple electrical circuit arranged to be an analog sensing circuit and utilizing the elastomeric dome-cap sensor of FIG. 1 as a pressure-sensitive variable-conductance sensor in accordance with the present invention.

FIG. 3 shows a median cross section view of an elastomeric injection molded one-piece dome-cap sensor. The shown sensor is a structural arrangement wherein the active element is shown atop and spanning across the two proximal conductive elements and within the injection molded dome-cap but not carried by the dome-cap. The elastomeric injection molded dome-cap is shown in a raised position above the active element.

FIG. 4 shows a simple electrical circuit arranged to be an analog sensing circuit and utilizing the elastomeric dome-cap sensor of FIG. 3 as a variable-conductance sensor in accordance with the present invention.

FIG. 5 shows a median cross section view of an elastomeric dome-cap sensor with the dome-cap depressed and representing the dome-cap sensors of either FIG. 1 or FIG. 3 in a state wherein compression or force of some level is applied to the active element. The active element is shown within the dome-cap and could be carried by the dome-cap as shown in FIG. 1, or within the dome-cap but not carried by the dome-cap as shown in FIG. 3.

FIG. 6 shows a median cross section view of an elastomeric injection molded one-piece dome-cap using sensor. The active element is shown sandwiched between two membrane sheets which are separated by a center membrane sheet having a hole which is filled with the active element. The active element is shown beneath the underside center of the raised one-piece injection molded elastomeric dome-cap and below or outside of the dome-cap. In this illustration, the active element is shown neither carried by the dome-cap nor within the dome-cap.

FIG. 7 shows an elastomeric dome-cap sensor indicated as a variable resistor connected to an analog-to-digital conversion circuitry (ADC) which is shown coupled to digital circuitry for storing and outputting digital information.

BEST MODES FOR CARRYING OUT THE INVENTION

A detailed description of the principles of the present invention will now ensue with reference to the included drawings.

6

FIG. 1 shows a median cross section view of an elastomeric dome-cap sensor 10 in accordance with the prior art as can be used in a novel new use of such a sensor in accordance with the present invention, and in a novel new structural arrangement as herein disclosed in accordance with the present invention. Sensor 10 is shown in the deactivated state or condition with the elastomeric one-piece injection molded dome-cap 12 raised and thus the active element 14, i.e., conductive pill is shown raised and disengaged from the two proximal conductive elements 16, 18. The active element 14 is attached to the underside of dome-cap 12 and is thus carried by the dome-cap, the attaching most commonly being by the dome-cap 12 being formed by injection molding to the pre-formed active element 14 which has been inserted into the molding cavity prior to the injecting of the thermoset rubber commonly used to make highly durable dome-caps 12. Multiple shot injection or adhesive attachment or any other suitable connection can be used to connect active element 14 to injection molded dome-cap 12. Conductive elements 16, 18 are shown attached to or supported by a typically non-conductive base 20 which is a circuit board, flexible membrane sheet, combination thereof or the like. Dome-cap 12 is typically hemi-spherically or alternatively conically shaped and smaller at the end thereof furthest from base 20, and thus typically annular at the larger end thereof, and is shown with an outward extending flange 22 at its bottom end extending parallel to base 20. Flange 22 is typically integrally injection molded or in one-piece with the balance of dome-cap 12. Flange 22 can be adhered in place to base 20 such as with adhesives or dome-cap 12 can be otherwise held in proper location to base 20 and conductive elements 16, 18 such as with mechanical restraints, as for example by sandwiching flange 22 between portions of a housing or the like, or by having the upper portion of dome-cap 12 positioned within a movement restricting opening in a housing which only allows the upper portion to move toward and away from base 20 and conductive elements 16, 18.

FIG. 1 shows the most preferred sensor embodiment for use with or in conjunction with the present invention for such reasons as, ubiquitous familiarity, ready availability, proven durability, exceptional low cost and superior functionality. The superior functionality in comparison to the sensors of FIGS. 3 and 6 is in the fact that active element 14 is not in constant contact with conductive elements 16, 18 when dome-cap 12 is not depressed. This provides a positive deactivated state wherein no current can flow between conductive elements 16 and 18 when dome-cap 12 is not depressed. Injection molded dome-caps 12 are also commonly available having pre-engineered different tactile feedback producing levels.

FIG. 2 shows a simple electrical circuit structured to be an analog sensing circuit and utilizing the elastomeric dome-cap sensor 10 of FIG. 1 as a pressure-sensitive variable-conductance sensor. "Analog sensing circuit" is one which is structured to be at least in part manipulated or controlled by operation of an analog sensor. Also specifically shown is a battery 24 as an example of an electrical power source in the circuit, and a meter 26 including an electro-magnetic coil engaged to a moveable indicating needle adjacent a printed scale or range gauge and capable of showing varying conductivity across the elastomeric dome-cap sensor 10. The dome-cap sensor 10 is indicated in the circuit as being in what could be considered a first or open state in this example. It should be understood that depressive pressure applied to the dome-cap 12 will move the raised portion of the dome-cap 12 toward base 20 sufficiently to bring the

6,135,886

7

active element 14 into contact with both conductive elements 16, 18, and with sufficient pressure, and varying pressure well within a range readily applied by a human finger, the sensor 10 will be moved to second and third, etc. states with increasing applied pressure, and the different states in this example, because this is an analog circuit, will be indicated by the needle of the meter 26 being positioned left, right or at various states in between on the scale. The scale of meter 26 in this example includes marks which the needle moves through, in this example the needle moving to the right as the resistivity of the active element 14 decreases. It can be appreciated that while the marks are only printed on the scale, each mark represents a position the needle can pass through, and an electrical state of the sensor in which each can have a digital bit assignment associated therewith. In this example, higher pressure to dome-cap 12 and active element 14 would move the needle further to the right indicating lower resistivity, i.e. greater conductivity of active element 14. As those skilled in the art can appreciate and as will be further discussed below, digital bit assignments can be made for any level or state of conductivity and at least two bits of digital information are required for identifying more than two readable states.

FIG. 3 shows a median cross section view of an elastomeric dome-cap sensor 28 structured with the active element 14 mounted atop and spanning across the two proximal conductive elements 16, 18. The dome-cap 12 is shown in a raised position above the active element 14 and the sensor is shown in what can be used as or considered as a deactivated state or condition since no compressive pressure or force is being applied to active element 14. The pill or active element 14 of a typical prior art dome-cap sensor is a moderate to poor conductor when not compressed and becomes a much improved conductor under compression, and this means that if active element 14 of the FIG. 3 sensor is made of the same material commonly used as the active element in prior art dome-cap sensors, then when the dome-cap is raised as shown in FIG. 3, minimal current can flow between the two proximal conductive elements 16, 18. Such minimal current flow is to a lesser extent than if the active element were under compression, and so this lesser extent, if desired, can be treated as and assigned a bit assignment representing a deactivated state with the activated states being associated with the varying conductivity of the active element 14 when under varying degrees of compression. Active element 14 is shown in FIG. 3 within the dome-cap but not carried by the dome-cap 12.

FIG. 4 shows a simple electrical circuit arranged to be an analog sensing circuit and utilizing the elastomeric dome-cap sensor 28 of FIG. 3 as a pressure-sensitive variable-conductance sensor in combination with a meter 26. The needle of meter 26 is shown moved somewhat to the right to indicate compressive force being applied to active element 14 with dome-cap 12 depressed as shown in FIG. 5 wherein the sensor is in an activated state.

FIG. 5 shows a median cross section view of an elastomeric dome-cap sensor with the sensor shown in the activated state or condition with the dome-cap 12 depressed and representing the dome-cap sensors of either FIG. 1 or FIG. 3 in the activated state, i.e., activated state herein meaning with the active element 14 is under a degree of compression from the depressed dome-cap 12. Deactivated state meaning the active element 14 is not being compressed by the dome-cap 12.

FIG. 6 shows a median cross section view of an elastomeric dome-cap sensor 30 in the deactivated state or condition with active element 14 sandwiched between two

8

non-conductive flexible membrane sheets 32, 34 which are separated by a center membrane sheet 36 which includes a hole therein which contains active element 14. The membrane sheets are shown atop a stiff base 20 beneath the underside center of the raised dome-cap 12 which is mounted atop the upper most membrane sheet. Two proximal conductive elements 16, 18 are shown between the membrane sheets 32, 34 and contacting opposite sides of active element 14. The proximal conductive elements 16, 18 can be printed conductive ink on membranes 32 and 34. Active element 14 which is not carried by dome-cap 12 is shown beneath the underside center of the raised dome-cap 12 and outside of, or not within dome-cap 12, but rather is below the bottom surface of flange 22. The dome-cap 12 can be manually depressed to move toward base 20 to apply pressure on the nearest membrane sheet 32 which will flex and transfer depressive force into active element 14 which will alter its conductivity relative to the degree of compression or force, thus altering the conductivity through active element 14 between proximal conductive elements 16, 18.

FIG. 6 additionally shows that dome-cap 12 can be manufactured with uniform wall thickness such as to accommodate certain materials which mold and perform in an improved manner when kept uniform in thickness, as opposed to those embodiments shown in FIGS. 1, 3 and 5 which have an upper portion of much greater thickness than the lower portion of the dome-cap 12.

The embodiment of FIG. 6 shows active element 14 sandwiched between conductive elements 16 and 18 as taught in the Mitchell patent 3,806,471 and further sandwiched between membrane sheets as shown in the Eventoff U.S. Pat. No. 4,315,238 as a bounceless On/Off switch. My addition of the elastomeric injection molded one-piece dome-cap 12 in this embodiment creates a novel sensor with some, but not all, of the above discussed advantages afforded to an injection-molded dome-cap sensor having analog or pressure sensitive properties. While the embodiment of FIG. 6 falls within the scope of the broadest definitions of this invention, it is not the most preferred sensor discussed herein for certain reasons such as: this embodiment is not the lowest cost manufacturing technology discussed herein, or the easiest to manufacture, or the best performing sensor embodiment described herein.

FIG. 7 shows a variable resistor representing active element 14 of any of the above described elastomeric dome-cap sensors such as 10, 28 or 30 connected to an analog-to-digital converter (ADC) or equivalent circuitry which is shown coupled to digital circuitry for temporarily storing in at least one storage register and outputting digital information which is representative of the read state of active element 14.

Those skilled in the art will recognize that the digital representation in FIG. 7 is one which would be in a completed circuit such as shown in FIGS. 2 and 4.

In order to gain the benefits of the present invention, manufacturers using prior art style dome-caps 12 will only need to apply new or modified circuitry on the circuit boards capable of reading any one of at least three readable states of the dome-cap sensor 10 indicative of at least three states of the dome-cap 12 and active element 14. Such readable states, for example, can be: 1) a first level of electrical resistance being relatively high resistance or open across the proximal conductive elements indicating the dome-cap as raised; 2) a second level of electrical resistance being less than the first level but allowing current flow between the proximal conductive elements and being indicative of the

6,135,886

9

dome-cap being lightly depressed and lightly compressing the active element 14; and 3) a third level of electrical resistance being less than the first and second levels and allowing current flow between the proximal conductive elements 16, 18 and being indicative of the dome-cap being depressed and compressing (applying force) active element 14 more firmly or with greater pressure compared to the second level or state.

For the purposes of this disclosure the wording "storing, as digital information, a read state of the active element, the storing requiring at least two digital bits" or equivalent wording thereto, means that the active element 14, being variably conductive, i.e., variably resistive or variably rectifying, can achieve numerous possible states of electrical conductivity, and those states can be described with digital information (bits). The number of bits necessary (required) to describe a specific possible number of states is well known by those skilled in the art, as the possible described states is a factor of the bits required to describe such states. For example: two different states require at least one digital bit to describe, On or Off, the bit is a zero or a one; three different states require at least two digital bits to describe; and three bits are required to describe a minimum of 5 states; to describe a somewhat smoothly variable active element having 256 states requires at least eight bits of digital information, etc. The term storing means that a representative value of a read state of the active element 14 is at least stored in some register at some time within the digital electronics processing the status of the active element 14.

The conductive pill or active element 14 of typical prior art elastomeric dome-cap sensors is variably conductive and pressure-sensitive to a degree quite useful in an analog sensing circuit as herein disclosed. Such prior art active elements are believed to be primarily carbon within an elastomeric or rubbery binder. However, within the scope of the invention, variable conductance can be achieved with other materials having either variable resistive properties or variable rectifying properties. For the purpose of this disclosure and the claims, variable-conductance and equivalents thereto means either variably resistive or variably rectifying. Material having these qualities can be achieved utilizing various chemical compounds or formulas some of which I will herein detail for example. Additional information regarding such materials can be found in U.S. Pat. No. 3,806,471 issued to R. J. Mitchell describing various feasible pressure-sensitive variable-conductance material formulas which can be utilized.

While it is generally anticipated that variable resistive type materials for defining active element 14 are optimum for use in pressure sensor(s), variable rectifying materials are also usable within the scope of the present invention.

An example formula or compound having variable rectifying properties can be made of any one of the active materials copper oxide, magnesium silicide, magnesium stannide, cuprous sulfide, (or the like) bound together with a rubbery or elastomeric type binder having resilient qualities such as silicone adhesive or the like.

An example formula or compound having variable resistive properties can be made of the active material tungsten carbide powder (or other suitable material such as molybdenum disulfide, sponge iron, tin oxide, boron, and carbon powders, etc.) bound together with a rubbery or elastomeric type binder such as silicone rubber or the like having resilient qualities. The active materials may be in proportion to the binder material typically in a rich ratio such as 80% active material to 20% binder by volume, but can be varied

10

widely from this ratio dependant on factors such as voltages to be applied, level or resistance range desired, depressive pressure anticipated, material thickness of the active element, surface contact area between the variable-conductance material and conductive elements of the circuit, binder type, manufacturing technique and specific active material used. I have found that tungsten carbide powder bound with a rubbery or elastomeric type binder such as silicone rubber or the like provides a wider range of varying resistance than the typical carbon pill or active element 14 of the prior art dome-cap switches and thus may be preferred particularly for application requiring high resolution. Also, the tungsten carbide based active element is more predictable in it's pressure sensitive varying conductivity over a wider temperature range than the typical carbon based active element used in prior art dome-cap switches.

From the drawings and above details it can be appreciated that the present invention can readily be described in numerous ways including the following descriptions provided for the sake of positive clarity and which reiterate certain details, expand on and combine others. For example, the invention from one view point is an improved method for using the elastomeric injection molded dome-cap sensor of the type wherein the elastomeric injection molded dome-cap 12 carries the active element 14 which is positioned over a portion of an electronic circuit. The elastomeric injection molded dome-cap being depressible for transferring force into active element 14, with the active element when under force electrically contacting proximal conductive elements of the electronic circuit. The electronic circuit being structured for reading the active element as being in any one of a plurality of states, the plurality of states in the prior art being two states only, On or Off;

wherein the novel improvement disclosed herein comprises the steps of:
depressing variably on the elastomeric injection molded dome-cap so as to apply force against the active element of various degrees;
reading the active element as being in any one of at least three readable states; and
storing, as digital information, a read state of the active element, the storing as digital information requiring at least two digital bits. The invention can of course be more narrowly or broadly described as indicated by this disclosure as a whole, and can be described in different manners or from different view points such as in the below examples.

From another view point, the invention is an improved method for reading the elastomeric injection molded dome-cap sensor of the type wherein the active element 14 is positioned within the elastomeric injection molded dome-cap 12 which is positioned over a portion of an electronic circuit such as conductive elements 16 and 18 of the circuit. The elastomeric injection molded dome-cap being depressible for transferring force into the active element with the active element when under force electrically contacting conductive elements 16, 18 of the electronic circuit. The electronic circuit being structured for reading the active element as being in any one of two readable states in the prior art; but with the present invention wherein the improvement comprises the step:

structuring the electronic circuitry for reading the active element as being in any one of at least three readable states. The invention can be more narrowly or broadly described as indicated by this disclosure as a whole, and can be described in different manners or from different view points such as in the below examples.

6,135,886

11

From another view point, the invention is an improved method for storing a read state of the elastomeric injection molded dome-cap sensor of the type wherein the active element 14 is positioned within elastomeric injection molded dome-cap 12 which is positioned over a portion of an electronic circuit, the portion being proximal conductive element 16 and 18 or equivalents thereto. The elastomeric injection molded dome-cap 12 being depressible for transferring force into the active element 14 with the active element when under force electrically contacting the conductive elements 16, 18 of the electronic circuit. The electronic circuit being structured for reading the active element as being in any one of a plurality of states, and storing a read state as digital information, the storing of the read state requiring one digital bit only in the prior art; but with the present invention wherein the improvement comprises the step:

storing, as digital information, a read state of the active element, the storing of the read state requiring at least two digital bits, because more than two states are read by the electronic circuit. Three different states require at least two digital bits to describe; and five different states require at least three bits to describe; likewise, nine states requires at least four bits to describe and a smoothly variable or higher resolution range of 129 to 256 states requires at least eight bits to describe.

From another view point, the invention is an improved method of depressing the elastomeric injection molded dome-cap sensor of the sensor type wherein the active element 14 is positioned within the elastomeric injection molded dome-cap 12 which is positioned over a portion of an electronic circuit, the portion being conductive element 16, 18 or equivalents thereto. The elastomeric injection molded dome-cap 12 being depressible for transferring force into active element 14 with the active element when under force electrically contacting conductive elements of the electronic circuit. The electronic circuit being structured for outputting information representing states of the active element; but in the present invention wherein the improvement comprises the step of:

depressing the elastomeric injection molded dome-cap 12 (sensor) with varying force to apply varying force to active element 14 for causing the electronic circuit to output information representing at least three states representative of the varying force. The invention can be more narrowly or broadly described as indicated by this disclosure as a whole, and can be described in different manners or from different view points such as in the below examples.

From another view point, the invention is an improved analog sensing circuit of the type including a user manipulable variable-conductance sensor and circuitry for reading the sensor; wherein the improvement in accordance with the present invention comprises: the variable-conductance sensor being the elastomeric injection molded one-piece dome-cap 12 positioned over the pressure-sensitive variable-conductance material, i.e., active element 14, and more narrowly with the active element 14 positioned within the dome-cap, and even more specifically with the dome-cap being of molded thermoset rubbery material and carrying the active element. This arrangement could, as described above, also employ the injection molded dome-cap of the specific type which produces a user discernable tactile feedback upon depressive pressure being applied to the dome-cap. Tactile feedback is highly desirable and beneficial in some applications, but not all applications.

From another view point, the invention is an improved electrical circuit of the type having circuitry for reading

12

states of the active element 14 within the elastomeric injection molded one-piece dome-cap 12; wherein the improvement in accordance with the present invention comprises: the electrical circuit structured for reading any one of at least three readable states of the active element 14, and preferably many more states to allow for higher resolution, such as nine states or 129 states for examples. More narrowly the active element 14 is carried by the dome-cap 12 and the dome-cap is made of molded thermoset rubbery material. This arrangement could, as described above, also employ the injection molded dome-cap of the specific type which produces a user discernable tactile feedback.

The invention from another view point is an improved method for outputting a read state of the elastomeric injection molded dome-cap sensor of the type wherein the active element 14 is positioned within the elastomeric injection molded one-piece dome-cap 12 which is positioned over a portion of an electronic circuit. The elastomeric injection molded dome-cap being depressible for transferring force into the active element with the active element when under force electrically contacting conductive elements such as 16 and 18 of the electronic circuit. The electronic circuit is structured for reading the active element as being in any one of a plurality of readable states, and outputting a read state as digital information; the outputting requiring at least one digital bit in accordance with the prior art, but in accordance with the present invention the improvement comprises: outputting from electronic circuitry, as digital information, a read state of the active element, the outputting of the read state requiring at least two digital bits in accordance with the invention. The invention can of course be more narrowly or broadly described as indicated by this disclosure as a whole. Clearly, the ability to read a higher number of states is advantageous in representing a higher resolution of depressive pressure applied to the dome-cap sensor.

From a reading of this disclosure it can be appreciated that it is quite possible to use a very inexpensive and durable elastomeric dome-cap sensor as a pressure-sensitive variable-conductance sensor, or as a pressure-sensitive variable-conductance sensor which includes tactile feedback in association with electronic circuitry structured for control or manipulation by the elastomeric dome-cap sensor applied as an analog sensor. Those skilled in the art will appreciate that a very inexpensive pressure-sensitive variable-conductance sensor would be useful and of benefit.

Although I have specifically described the best modes of the invention for example, it should be understood that changes in the specifics described and shown can clearly be made without departing from the true scope of the invention in accordance the broadest possible reasonable interpretation of the appended claims.

I claim:

1. An improved method for using an elastomeric injection molded dome-cap sensor of the type wherein an elastomeric injection molded dome-cap carries an active element which is positioned over a portion of an electronic circuit, said elastomeric injection molded dome-cap depressible for transferring force into said active element, said active element when under force electrically contacting conductive elements of said electronic circuit, said electronic circuit structured for reading the active element as being in any one of a plurality of states;

wherein the improvement comprises the steps of:

- a) depressing variably said elastomeric injection molded dome-cap;
- b) reading said active element as being in any one of at least three readable states;

6,135,886

13

c) storing, as digital information, a read state of said active element, said storing as digital information requiring at least two digital bits.

2. An improved method for reading an elastomeric injection molded dome-cap sensor of the type wherein an active element is positioned within an elastomeric injection molded dome-cap which is positioned over a portion of an electronic circuit, said elastomeric injection molded dome-cap depressible for transferring force into said active element, said active element when under force electrically contacting conductive elements of said electronic circuit, said electronic circuit structured for reading said active element as being in any one of two readable states;

wherein the improvement comprises the step:

structuring said electronic circuitry for reading said active element as being in any one of at least three readable states.

3. An improved method for storing a read state of an elastomeric injection molded dome-cap sensor of the type wherein an active element is positioned within an elastomeric injection molded dome-cap which is positioned over a portion of an electronic circuit, said elastomeric injection molded dome-cap depressible for transferring force into said active element, said active element when under force electrically contacting conductive elements of said electronic circuit, said electronic circuit structured for reading the active element as being in any one of a plurality of states, and storing a read state as digital information, said storing of the read state requiring one digital bit;

wherein the improvement comprises the step:

storing, as digital information, a read state of said active element, said storing of the read state requiring at least two digital bits.

4. An improved method for storing a read state of an elastomeric injection molded dome-cap sensor in accordance with claim 3 wherein said storing requires at least four digital bits.

5. An improved method for storing a read state of an elastomeric injection molded dome-cap sensor in accordance with claim 3 wherein said storing requires at least eight digital bits.

6. An improved method of depressing an elastomeric injection molded dome-cap sensor of the sensor type wherein an active element is positioned within an elastomeric injection molded dome-cap which is positioned over a portion of an electronic circuit, said elastomeric injection molded dome-cap depressible for transferring force into said active element, said active element when under force electrically contacting conductive elements of said electronic circuit, said electronic circuit structured for outputting information representing states of said active element;

wherein the improvement comprises the step of:

depressing said elastomeric injection molded dome-cap sensor with varying force causing said electronic circuit to output information representing at least three states representative of the varying force.

7. An improved analog sensing circuit of the type including a user manipulable variable-conductance sensor and circuitry for reading said sensor;

wherein the improvement comprises:

the variable-conductance sensor is an elastomeric injection molded dome-cap positioned over a pressure-sensitive variable-conductance material.

14

8. An improved analog sensing circuit in accordance with claim 7 wherein said pressure-sensitive variable-conductance material is positioned within said injection molded dome-cap.

9. An improved analog sensing circuit in accordance with claim 8 wherein said injection molded dome-cap carries said pressure-sensitive variable-conductance material.

10. An improved analog sensing circuit in accordance with claim 9 wherein said injection molded dome-cap is made primarily of thermoset rubber.

11. An improved analog sensing circuit in accordance with claim 10 wherein said injection molded dome-cap produces a user discernable tactile feedback upon depressive pressure being applied to said injection molded dome-cap.

12. An improved electrical circuit of the type having circuitry for reading states of an active element within an elastomeric injection molded dome-cap;

wherein the improvement comprises:

the electrical circuit structured for reading any one of at least three readable states of said active element.

13. An improved electrical circuit in accordance with claim 12 wherein said electrical circuit includes analog to digital conversion circuitry means for converting said states of said active element into digital information.

14. An improved electrical circuit in accordance with claim 13 wherein said active element is carried by said injection molded dome-cap.

15. An improved electrical circuit in accordance with claim 14 wherein said injection molded dome-cap is made primarily of thermoset rubber.

16. An improved electrical circuit in accordance with claim 15 wherein said injection molded dome-cap produces a user discernable tactile feedback upon depressive pressure being applied to said injection molded dome-cap.

17. An improved electrical circuit in accordance with claim 15 with said circuit structured for reading any one of at least nine readable states of said elastomeric injection molded dome-cap sensor.

18. An improved electrical circuit in accordance with claim 15 with said circuit structured for reading any one of at least one-hundred twenty-nine readable states of said elastomeric injection molded dome-cap sensor.

19. An improved method for outputting a read state of an elastomeric injection molded dome-cap sensor of the type wherein an active element is positioned within an elastomeric injection molded dome-cap which is positioned over a portion of an electronic circuit, said elastomeric injection molded dome-cap depressible for transferring force into said active element, said active element when under force electrically contacting conductive elements of said electronic circuit, said electronic circuit structured for reading said active element as being in any one of a plurality of readable states, and outputting a read state as digital information, said outputting requiring at least one digital bit;

wherein the improvement comprises:

outputting from electronic circuitry, as digital information, a read state of said active element, said outputting of said read state requiring at least two digital bits.

* * * * *