

EXHIBIT B



US00D620039S

(12) **United States Design Patent** (10) **Patent No.:** **US D620,039 S**
Cyr (45) **Date of Patent:** **** Jul. 20, 2010**

(54) **GOGGLES** D524,355 S * 7/2006 Chuang D16/326
D536,361 S * 2/2007 Sheldon et al. D16/326
(75) **Inventor:** **Raymond Cyr, Laval (CA)** D537,098 S * 2/2007 Sheldon et al. D16/311
D547,787 S * 7/2007 Lee D16/311
(73) **Assignee:** **Revision Eyewear, Inc., Montreal (CA)** D569,411 S * 5/2008 Chiang D16/311

(**) **Term:** **14 Years**

* cited by examiner

Primary Examiner—Raphael Barkai
(74) *Attorney, Agent, or Firm*—Erickson Law Group, PC

(21) **Appl. No.:** **29/344,451**

(22) **Filed:** **Sep. 29, 2009**

(57) **CLAIM**

The ornamental design for goggles, as shown and described.

(51) **LOC (9) Cl.** **16-06**

(52) **U.S. Cl.** **D16/311**

(58) **Field of Classification Search** D16/101,
D16/300-342; D29/109-110; D24/110.2;
351/41, 44, 51-52, 62, 158, 92, 103-123,
351/140, 153, 45-46; 2/426-432, 447-449,
2/441, 434-437, 13, 15; D21/483, 659-661

See application file for complete search history.

DESCRIPTION

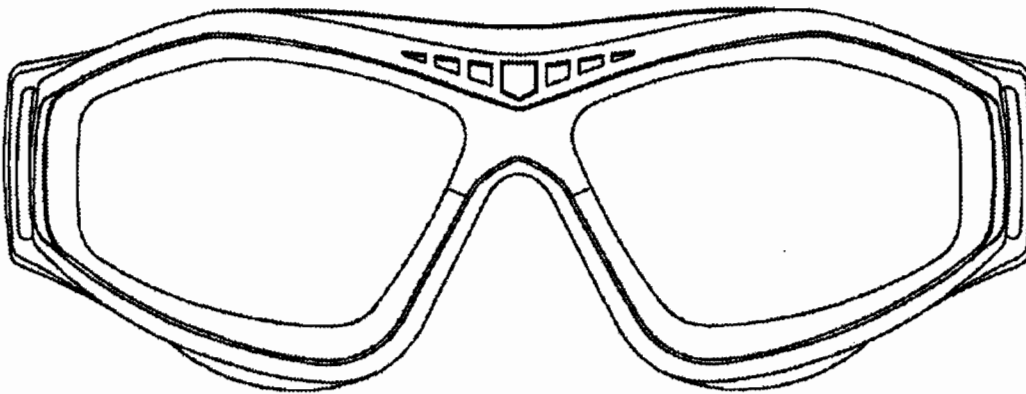
FIG. 1 is a front view of the goggles;
FIG. 2 is a top view of the goggles;
FIG. 3 is a rear view of the goggles;
FIG. 4 is a bottom view of the goggles;
FIG. 5 is a right side view of the goggles; and,
FIG. 6 is a left side view of the goggles.

(56) **References Cited**

U.S. PATENT DOCUMENTS

D502,204 S * 2/2005 Garofalo et al. D16/311

1 Claim, 3 Drawing Sheets

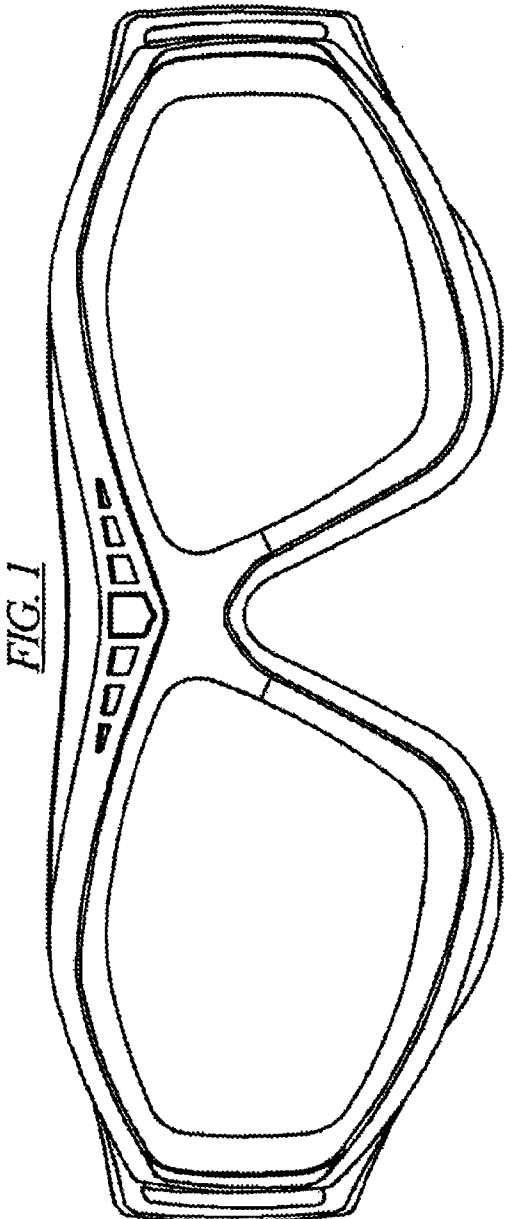
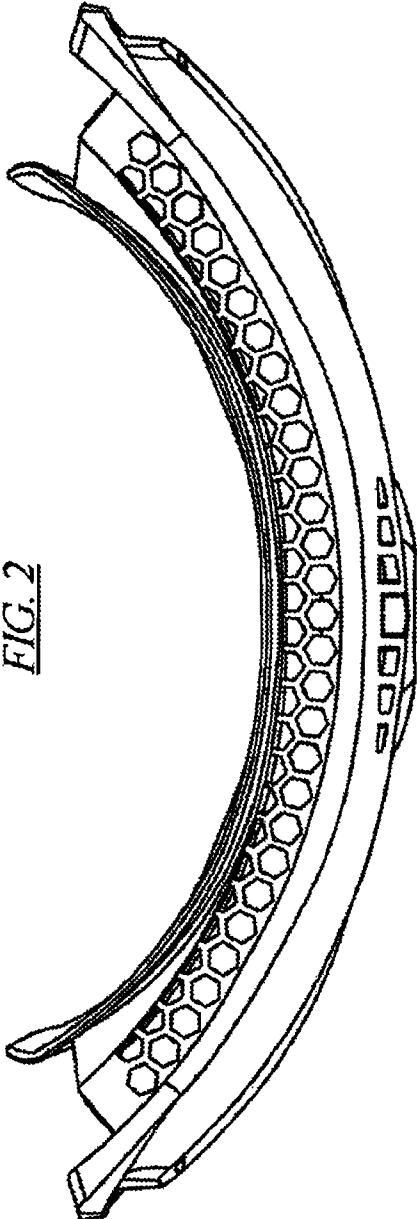


U.S. Patent

Jul. 20, 2010

Sheet 1 of 3

US D620,039 S

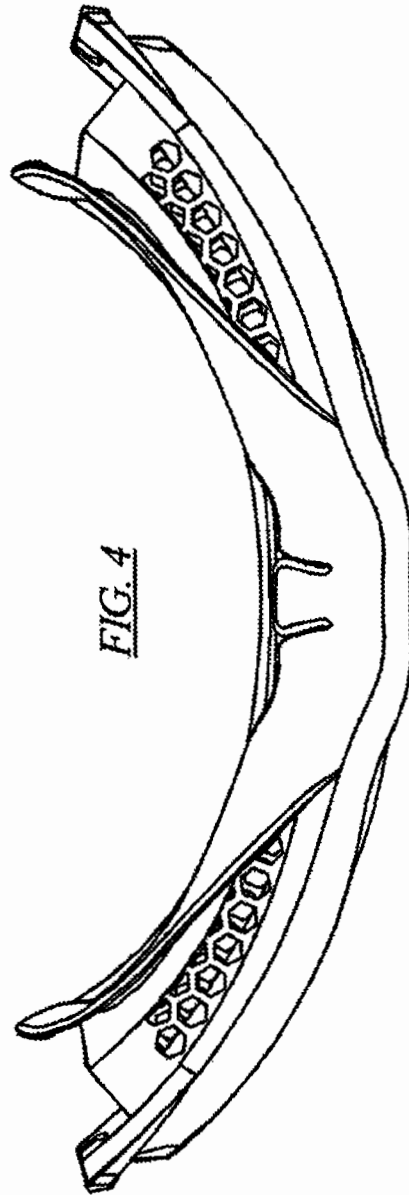
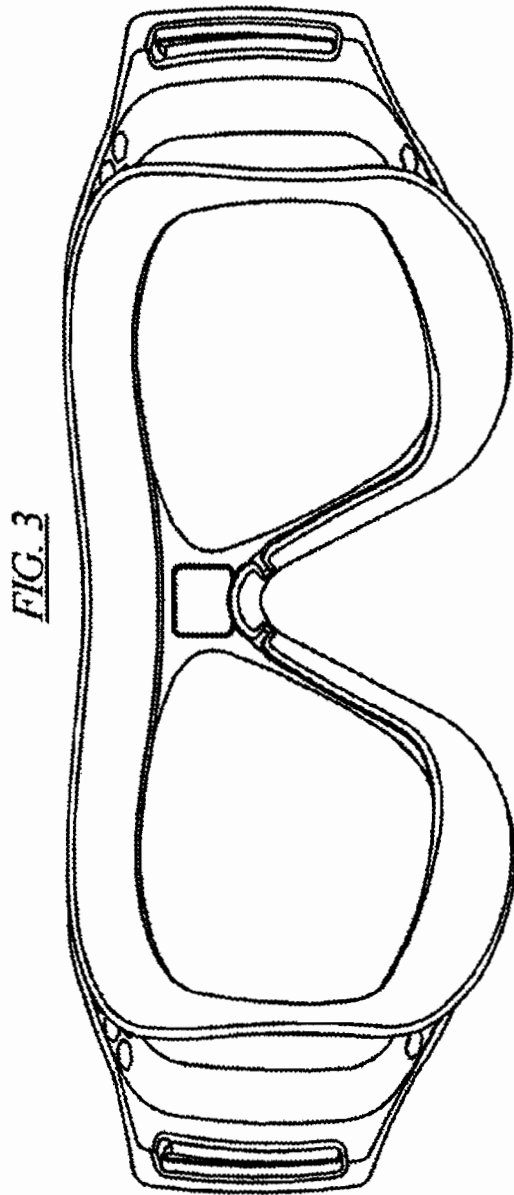


U.S. Patent

Jul. 20, 2010

Sheet 2 of 3

US D620,039 S



U.S. Patent

Jul. 20, 2010

Sheet 3 of 3

US D620,039 S

FIG. 6

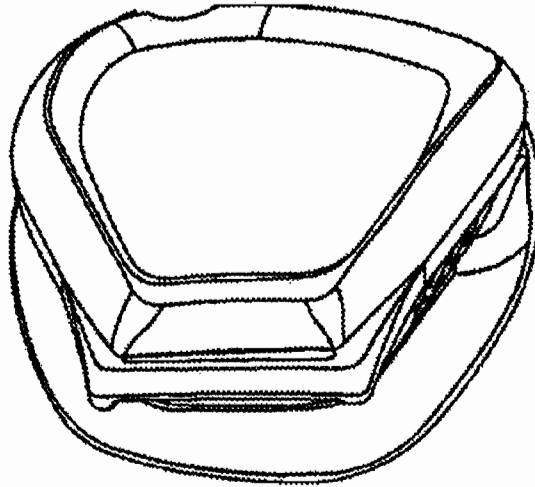


FIG. 5

