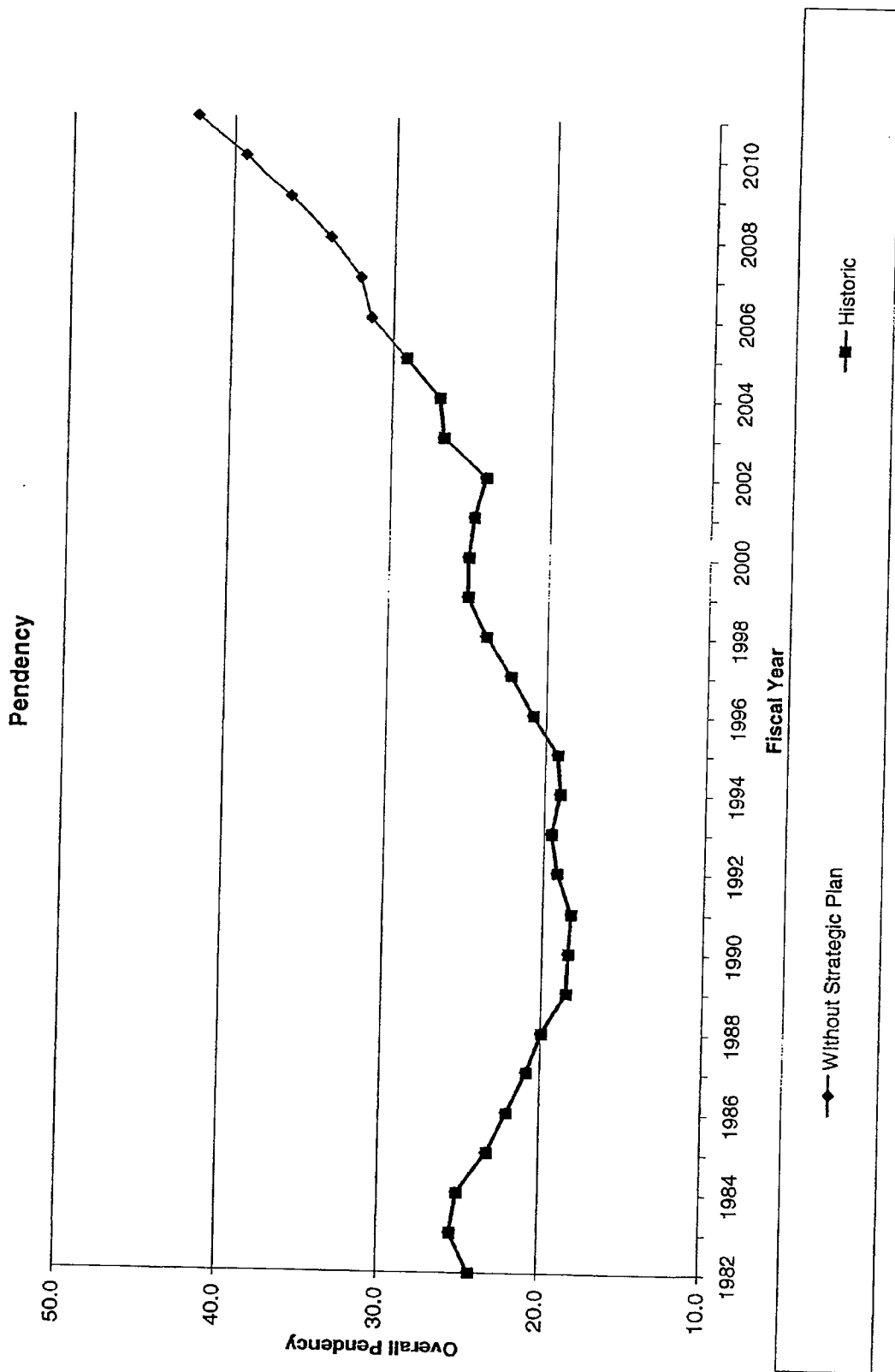
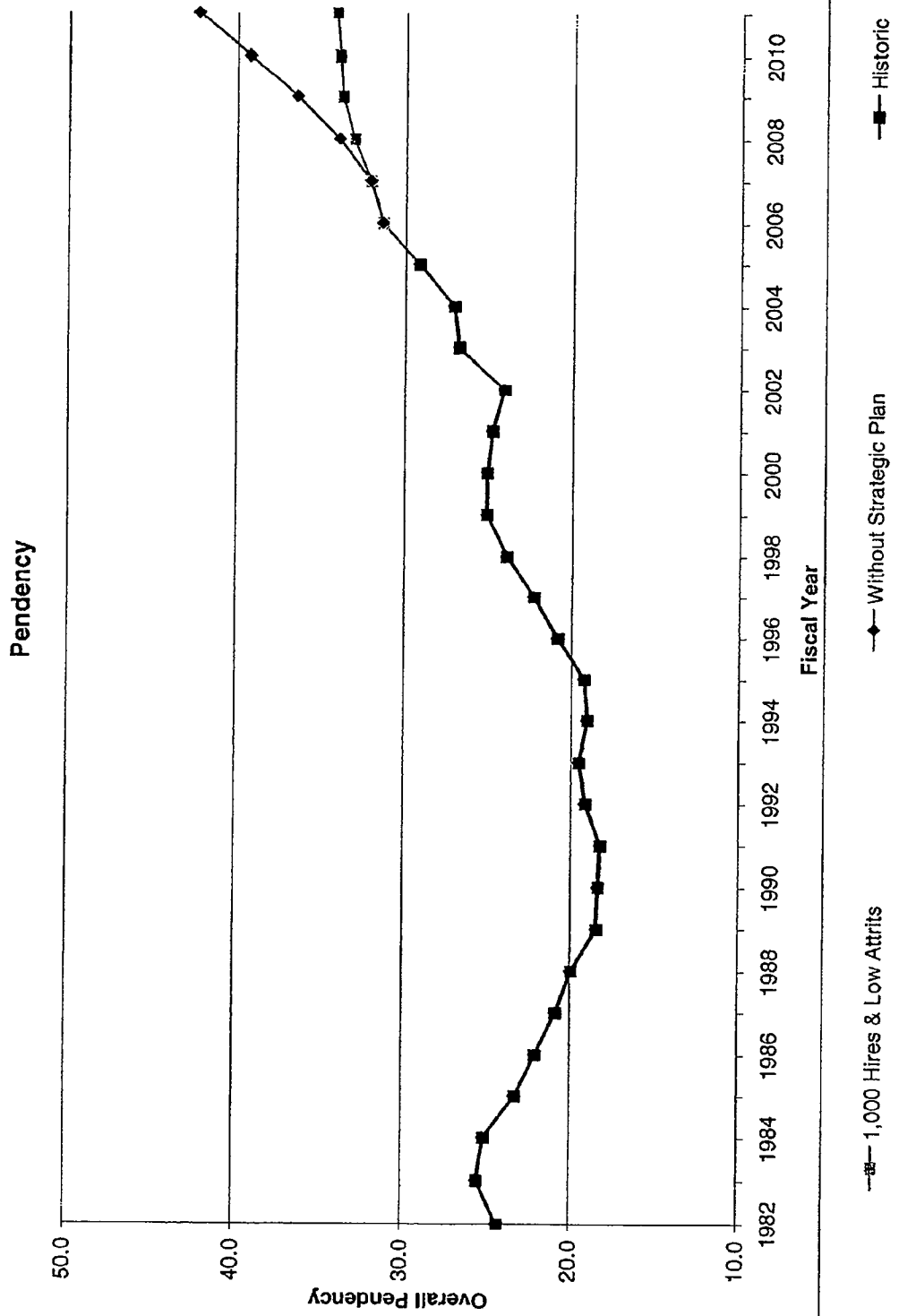
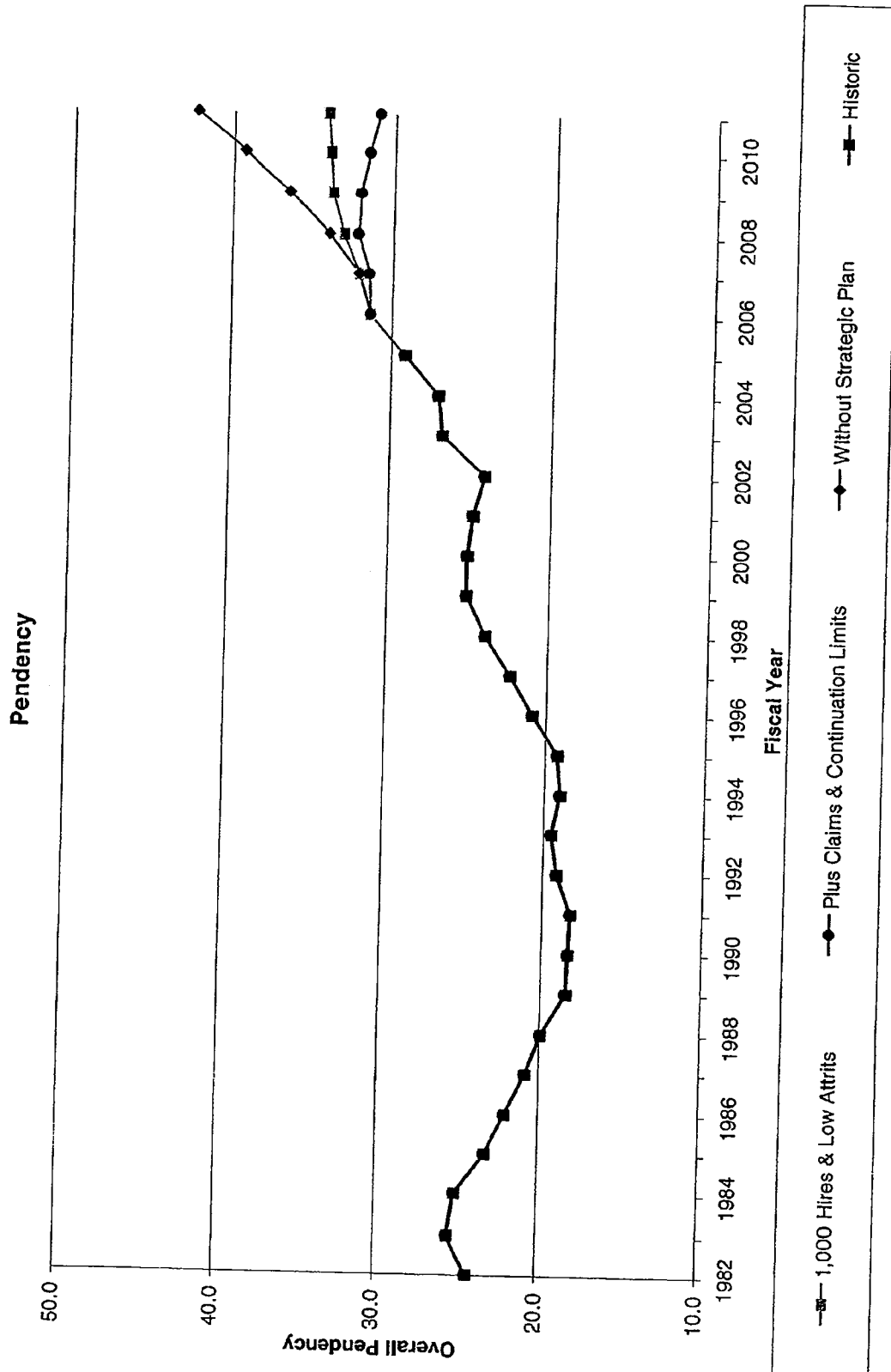
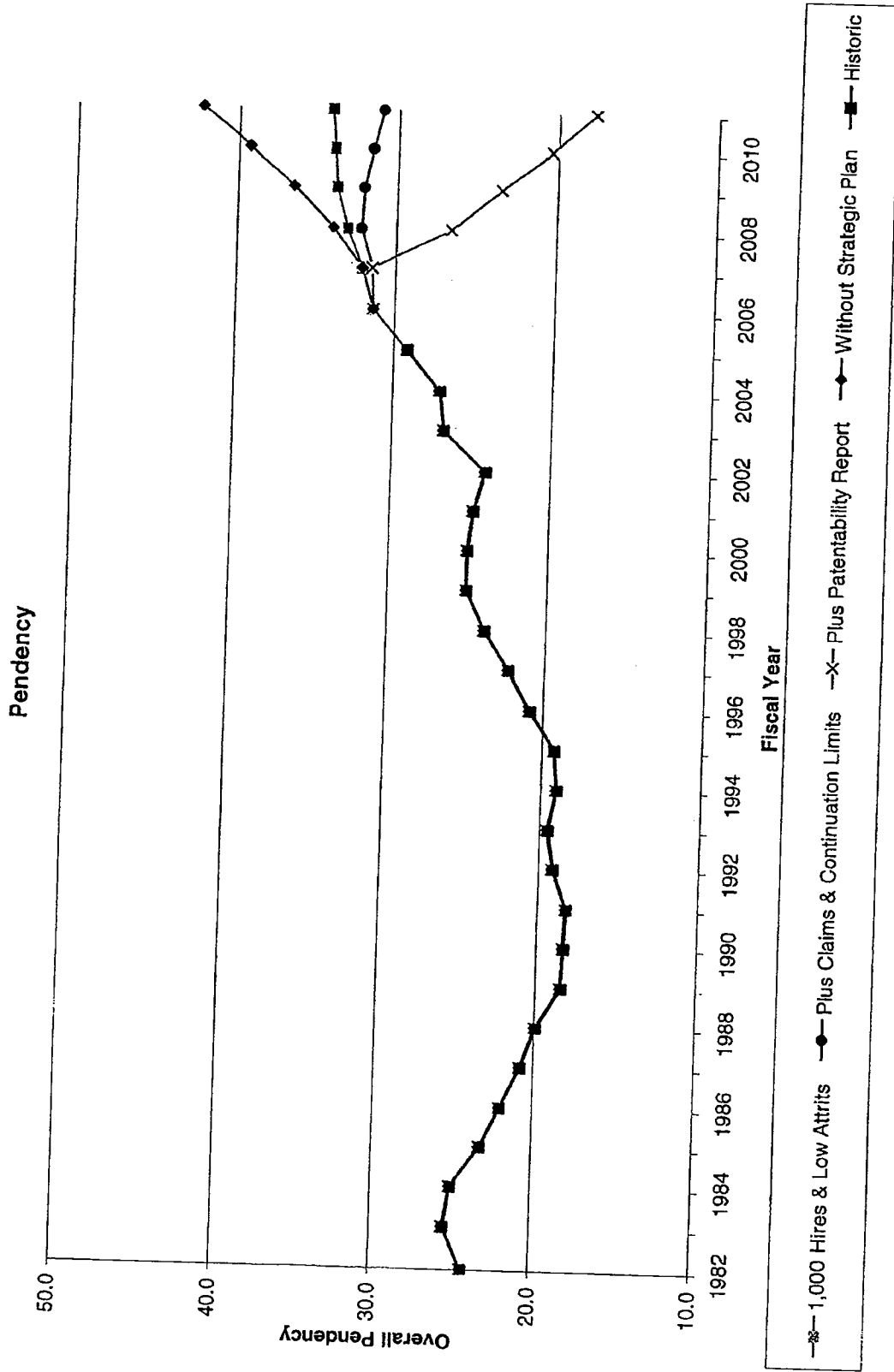


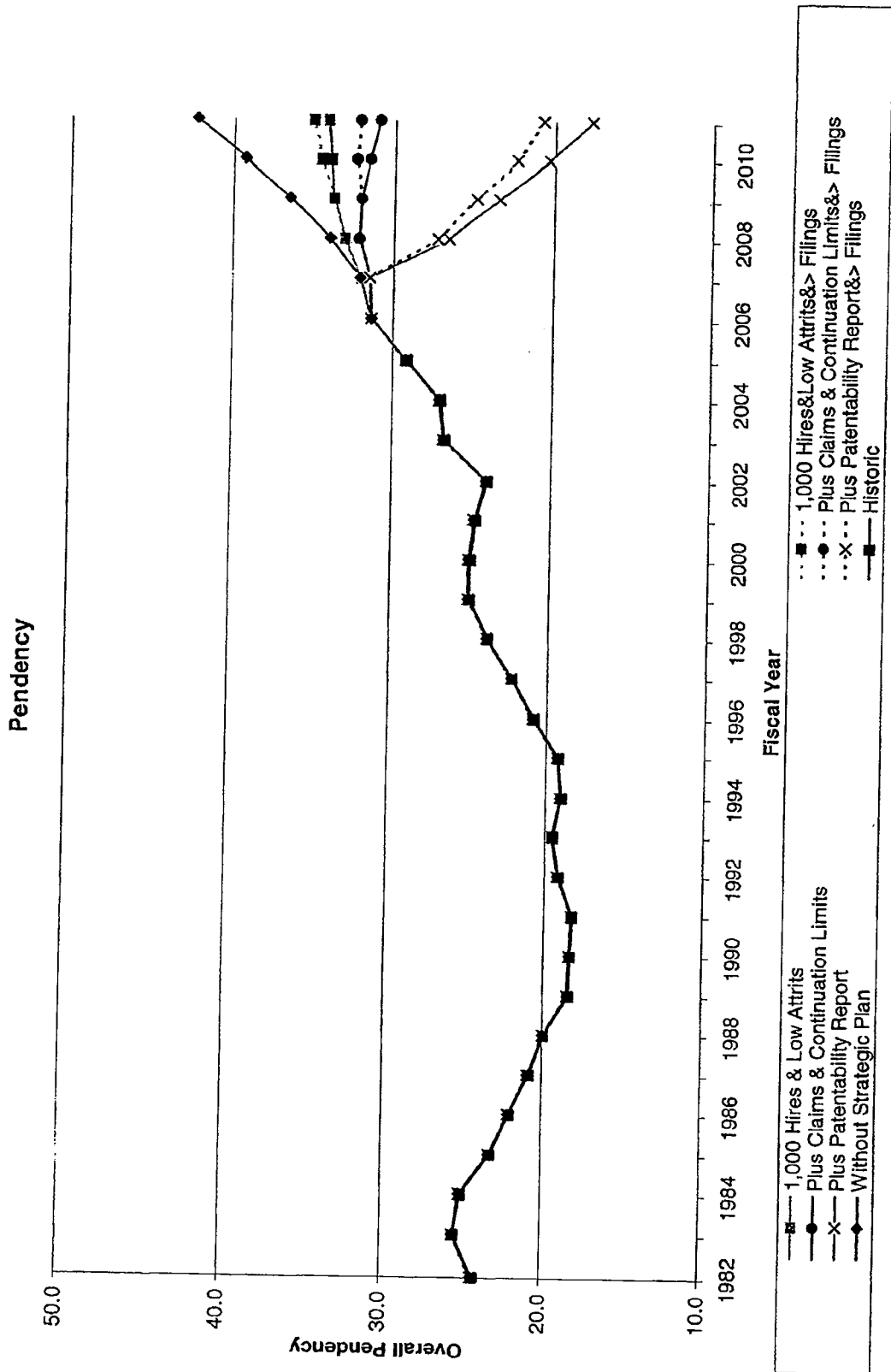
EXHIBIT 21

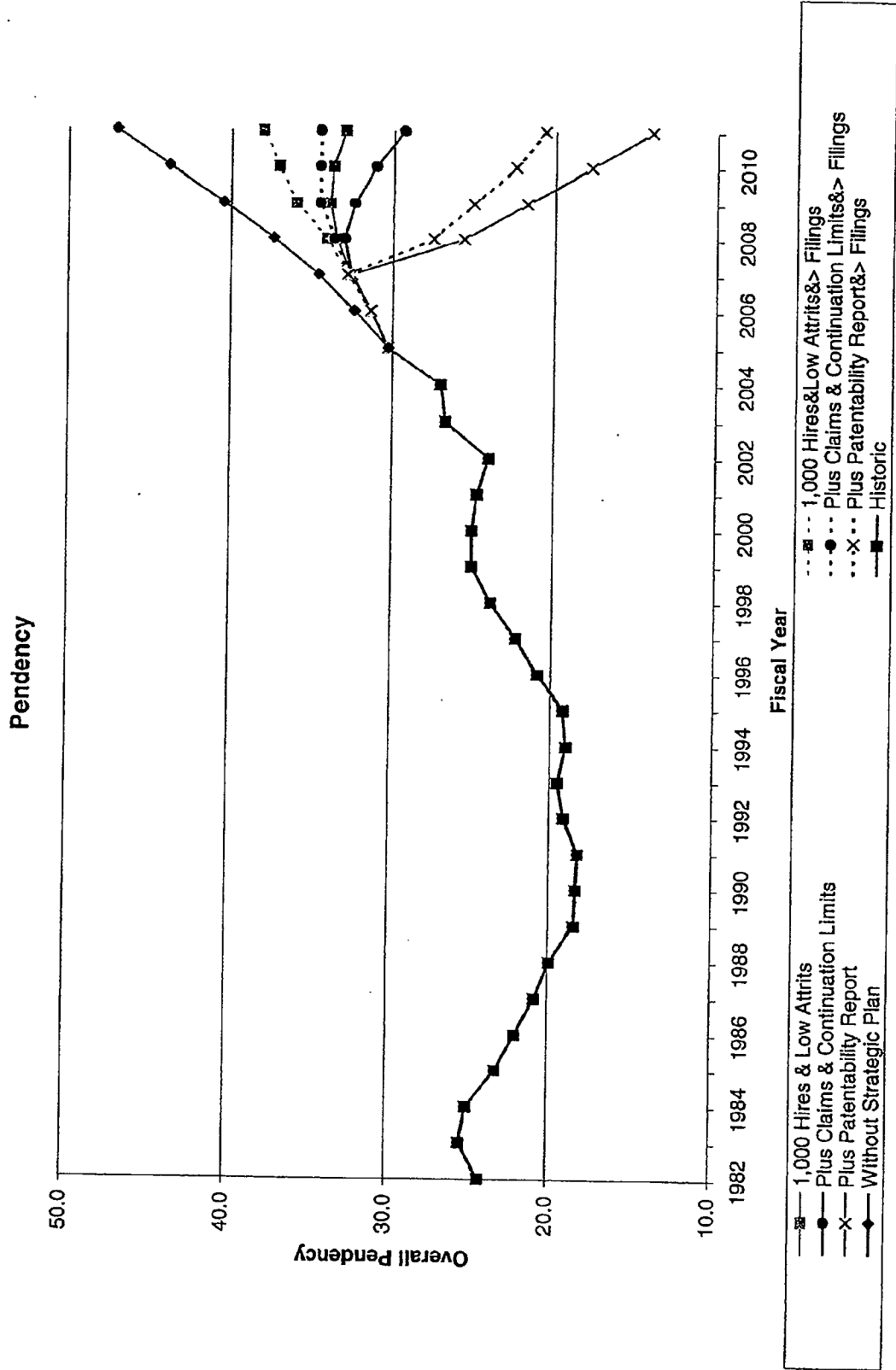












Filings: FY97 15.6%; FY98 8.7%; FY99 8.7%; FY00 12.3%; FY01 11.2%

Increased Filings - 6% instead of 5.5%
 Hiring at attrition level only - FY 05/10 296
 Attrition Rate FY 05/10 8%
 Decrease in Overtime Usage - 90 hrs/FTE instead of 100 hrs/FTE
 Adjusted for Complexity Creep
 No PCT or US Search Outsourcing

1,000 Hires & Low Attrits (Gold Square)

Increased Hiring Level - 1,000 Examiners
 Decreased Attrition Rate - FY 06 10%; FY 07 9%; FY 08 8%; FY 09/11 7%
 PCT Outsourcing Savings FY 06/11
 Outsourcing of the US Search - Goal Adjustment Shifted to
 Begin in FY 09 instead of FY 08 at 1/2 the level and 1/2 the gain
 Increased Filings - 6% instead of 5.5%
 Decrease in Overtime Usage - 90 hrs/FTE instead of 100 hrs/FTE
 Adjusted for Complexity Creep

Plus Claims and Continuation Limits (Blue Circle)

Claims Reduction - 2.5% in FY 06 - Additional 2.5% in FY 07 (5% Total)
 5% Reduction in Filings from Limits on Continuations
 Increased Hiring Level - 1,000 Examiners
 Decreased Attrition Rate - FY 06 10%; FY 07 9%; FY 08 8%; FY 09/11 7%
 PCT Outsourcing Savings FY 06/11

Outsourcing of the US Search - Goal Adjustment Shifted to

 Begin in FY 09 instead of FY 08 at 1/2 the level and 1/2 the gain
 Increased Filings - 6% instead of 5.5%
 Decrease in Overtime Usage - 90 hrs/FTE instead of 100 hrs/FTE
 Adjusted for Complexity Creep

Plus Patentability Report (Purple X)

Patentability Reports - 15% Gain Beginning in FY 07
 10% Drop in Inventory; 10% Reduction in Filings

No Outsourcing of the US Search

Claims Reduction - 2.5% in FY 06 - Additional 2.5% in FY 07 (5% Total)
 5% Reduction in Filings from Limits on Continuations
 Increased Hiring Level - 1,000 Examiners
 Decreased Attrition Rate - FY 06 10%; FY 07 9%; FY 08 8%; FY 09/11 7%
 PCT Outsourcing Savings FY 06/11

Increased Filings - 6% instead of 5.5%

Decrease in Overtime Usage - 90 hrs/FTE instead of 100 hrs/FTE
 Adjusted for Complexity Creep

1,000 Hires & Low Attrits & > Filings* (Gold Square Dashed)

Increased Hiring Level - 1,000 Examiners
 Decreased Attrition Rate - FY 06 10%; FY 07 9%; FY 08 8%; FY 09/11 7%
 PCT Outsourcing Savings FY 06/11
 Outsourcing of the US Search - Goal Adjustment Shifted to
 Begin in FY 09 instead of FY 08 at 1/2 the level and 1/2 the gain
 >Filings - FY05/06 8%; FY07 15.6%; FY08/09 8.7%; FY10 12.3%; FY11 11.2%
 Decrease in Overtime Usage - 90 hrs/FTE instead of 100 hrs/FTE
 Adjusted for Complexity Creep

Plus Claims & Continuation Limits & > Filings* (Blue Circle Dashed)

Claims Reduction - 2.5% in FY 06 - Additional 2.5% in FY 07 (5% Total)
 5% Reduction in Filings from Limits on Continuations
 Increased Hiring Level - 1,000 Examiners
 Decreased Attrition Rate - FY 06 10%; FY 07 9%; FY 08 8%; FY 09/11 7%
 PCT Outsourcing Savings FY 06/11

Outsourcing of the US Search - Goal Adjustment Shifted to

 Begin in FY 09 instead of FY 08 at 1/2 the level and 1/2 the gain
 >Filings - FY05/06 8%; FY07 15.6%; FY08/09 8.7%; FY10 12.3%; FY11 11.2%
 Decrease in Overtime Usage - 90 hrs/FTE instead of 100 hrs/FTE
 Adjusted for Complexity Creep

Plus Patentability Report & > Filings* (Purple X Dashed)


Patentability Reports - 15% Gain Beginning in FY 07
 10% Drop in Inventory; 10% Reduction in Filings

No Outsourcing of the US Search

Claims Reduction - 2.5% in FY 06 - Additional 2.5% in FY 07 (5% Total)
 5% Reduction in Filings from Limits on Continuations
 Increased Hiring Level - 1,000 Examiners
 Decreased Attrition Rate - FY 06 10%; FY 07 9%; FY 08 8%; FY 09/11 7%
 PCT Outsourcing Savings FY 06/11

>Filings - FY05/06 8%; FY07 15.6%; FY08/09 8.7%; FY10 12.3%; FY11 11.2%

Decrease in Overtime Usage - 90 hrs/FTE instead of 100 hrs/FTE
 Adjusted for Complexity Creep





Pendency Savings

Proposal	2008 Pendency	2008 Savings	2011 Pendency	2011 Savings
Without Bush Administration Plan	37.3 mos	0 mos	47 mos	0 mos
1,000 Hires & Low Attrits	33.4 mos	3.9 mos	32.9 mos	14.1 mos
Plus Claims & Continuations Limits	32.9 mos	4.4 mos	29.3 mos	17.7 mos
Plus Patentability Reports	25.6 mos	11.7 mos	14.0 mos	33.0 mos