

Statement of the votes cast in the counties and cities of the Commonwealth of Virginia for United States Senator at the November 4, 2008 General Election. There were cast:

COUNTIES	Mark R. WARNER (D)	James S. "Jim" GILMORE III (R)	Glenda Gail PARKER (IG)	William B. REDPATH (L)	Write-In Votes
Accomack	9,594	5,379	146	81	2
Albemarle	34,604	15,076	170	347	43
Alleghany	5,397	1,794	44	21	1
Amelia	3,219	3,163	39	31	2
Amherst	8,152	5,895	167	62	7
Appomattox	4,551	2,921	33	35	3
Arlington	82,119	24,232	717	891	145
Augusta	14,963	16,750	234	215	14
Bath	1,544	821	15	8	2
Bedford	17,862	17,084	133	132	14
Bland	1,517	1,232	30	18	1
Botetourt	9,230	7,811	83	87	10
Brunswick	5,655	1,961	45	32	1
Buchanan	6,017	2,533	28	17	4
Buckingham	4,581	2,229	54	37	3
Campbell	13,016	11,499	162	143	21
Caroline	8,799	3,780	75	49	2
Carroll	6,737	5,247	112	74	8
Charles City	3,105	967	20	19	0
Charlotte	3,616	2,115	57	23	5
Chesterfield	93,910	63,950	824	997	165
Clarke	4,495	2,745	40	56	1
Craig	1,585	1,006	17	24	1
Culpeper	11,031	7,727	150	103	6
Cumberland	2,866	1,665	32	26	1
Dickenson	4,415	2,105	39	14	7
Dinwiddie	7,561	4,747	88	70	1
Essex	3,565	1,633	29	22	0
Fairfax	345,978	157,286	2,746	2,904	559
Fauquier	18,725	14,708	171	163	30
Floyd	4,597	2,649	48	65	6
Fluvanna	7,635	4,811	45	64	10
Franklin	15,391	9,292	147	120	3
Frederick	18,169	14,647	184	160	17
Giles	5,108	2,353	59	55	3
Gloucester	10,623	8,040	125	123	14
Goochland	6,777	5,472	61	76	10
Grayson	4,121	2,743	59	50	2
Greene	4,293	3,711	53	42	2
Greensville	3,507	1,155	39	13	1
Halifax	9,881	5,769	104	77	6
Hanover	27,218	27,559	261	362	119
Henrico	102,465	48,286	664	870	90
Henry	17,753	6,551	146	89	12

McCain v. Obama 2008, Inc. v. Cunningham et al

Doc. 63 Att. 1

Statement of the votes cast in the counties and cities of the Commonwealth of Virginia for United States Senator at the November 4, 2008 General Election. There were cast:

COUNTIES	Mark R. WARNER (D)	James S. "Jim" GILMORE III (R)	Glenda Gail PARKER (IG)	William B. REDPATH (L)	Write-In Votes
Highland	905	640	10	13	0
Isle of Wight	11,579	7,849	147	80	12
James City	22,682	14,908	183	269	35
King and Queen	2,340	1,204	17	23	1
King George	6,026	4,112	67	49	9
King William	4,719	3,436	40	45	9
Lancaster	4,072	2,602	24	42	1
Lee	5,507	3,411	60	19	3
Loudoun	84,470	50,962	736	743	123
Louisa	9,020	5,859	107	83	11
Lunenburg	3,542	1,932	38	26	2
Madison	3,701	2,657	68	26	2
Mathews	3,070	2,228	26	25	2
Mecklenburg	8,445	5,747	132	97	1
Middlesex	3,325	2,510	34	36	1
Montgomery	27,564	11,767	223	322	44
Nelson	5,581	2,412	23	38	2
New Kent	4,989	4,713	52	83	8
Northampton	4,803	1,583	53	35	1
Northumberland	4,285	2,928	35	34	5
Nottoway	4,142	2,123	49	43	7
Orange	9,275	6,050	103	81	4
Page	5,797	4,329	65	33	13
Patrick	4,580	3,221	92	63	1
Pittsylvania	17,092	11,557	203	148	9
Powhatan	6,363	7,774	72	83	10
Prince Edward	5,881	2,767	73	65	5
Prince George	8,876	6,570	157	85	25
Prince William	104,520	53,546	1,013	710	214
Pulaski	9,467	5,113	62	93	10
Rappahannock	2,632	1,675	16	29	12
Richmond	2,297	1,337	16	16	2
Roanoke	29,783	20,114	182	285	66
Rockbridge	6,098	3,771	52	61	4
Rockingham	15,475	17,156	148	142	13
Russell	7,472	3,773	46	19	4
Scott	5,241	4,255	61	36	8
Shenandoah	9,686	8,938	130	117	17
Smyth	7,199	4,703	73	48	12
Southampton	5,884	2,906	63	28	5
Spotsylvania	31,665	21,030	293	272	40
Stafford	32,150	21,695	370	259	48
Surry	2,732	1,029	25	17	0
Sussex	3,817	1,281	40	21	0
Tazewell	9,194	6,583	148	65	12

Statement of the votes cast in the counties and cities of the Commonwealth of Virginia for United States Senator at the November 4, 2008 General Election. There were cast:

COUNTIES	Mark R. WARNER (D)	James S. "Jim" GILMORE III (R)	Glenda Gail PARKER (IG)	William B. REDPATH (L)	Write-In Votes
Warren	8,862	6,766	95	79	31
Washington	12,929	10,835	123	59	16
Westmoreland	5,485	2,395	62	46	0
Wise	8,605	5,114	72	53	5
Wythe	7,325	4,899	91	33	19
York	18,389	14,599	171	213	27
TOTAL COUNTIES	1,605,485	934,463	14,736	14,257	2,265
CITIES					
Alexandria	53,472	14,756	409	478	96
Bedford	1,748	894	12	9	4
Bristol	4,060	3,031	47	22	19
Buena Vista	1,591	769	10	10	1
Charlottesville	16,470	2,923	108	144	33
Chesapeake	65,527	38,304	525	464	53
Colonial Heights	4,077	4,406	67	69	6
Covington	1,817	474	16	5	2
Danville	14,294	5,069	114	94	2
Emporia	1,907	598	25	7	1
Fairfax	7,527	3,515	86	80	10
Falls Church	5,022	1,550	42	47	13
Franklin	3,217	958	29	14	2
Fredericksburg	7,100	2,233	67	72	14
Galax	1,534	726	10	10	1
Hampton	51,193	14,149	503	275	94
Harrisonburg	9,867	4,268	83	102	15
Hopewell	5,844	2,849	74	52	2
Lexington	1,796	588	7	17	3
Lynchburg	19,852	13,489	139	189	54
Manassas	7,624	4,167	60	64	25
Manassas Park	2,743	1,264	39	22	2
Martinsville	5,261	1,089	18	20	2
Newport News	57,654	20,470	542	422	83
Norfolk	69,102	16,660	569	437	64
Norton	1,076	398	10	10	1
Petersburg	13,605	1,276	136	68	5
Poquoson	3,324	3,562	36	45	6
Portsmouth	35,371	9,597	327	181	54
Radford	3,853	1,460	28	21	8
Richmond	76,593	12,517	672	782	70
Roanoke	29,823	9,823	195	220	14
Salem	7,617	4,550	43	73	4
Staunton	6,897	3,656	60	55	1

Statement of the votes cast in the counties and cities of the Commonwealth of Virginia for United States Senator at the November 4, 2008 General Election. There were cast:

	Mark R. WARNER (D)	James S. "Jim" GILMORE III (R)	Glenda Gail PARKER (IG)	William B. REDPATH (L)	Write-In Votes
CITIES					
Suffolk	24,069	12,260	280	158	10
Virginia Beach	124,551	67,917	1,408	1,071	116
Waynesboro	5,039	3,549	49	48	6
Williamsburg	4,875	1,630	54	103	14
Winchester	6,896	3,017	56	52	5
Total Cities	763,888	294,411	6,955	6,012	915
Total Counties	1,605,485	934,463	14,736	14,257	2,265
Total Votes Cast	2,369,373	1,228,874	21,691	20,269	3,180
Aggregate			3,643,387		

As a result of the United States v Cunningham lawsuit, the US Federal District Court has ordered that returned UOCAVA absentee ballots received within the thirty days after the November 4, 2008 election be counted. Such ballots cast in the Counties of Albemarle, Fauquier, Fluvanna, Frederick, Gloucester, James City, New Kent, Page, Prince William, Roanoke, Spotsylvania, Stafford and Wise and the Cities of Colonial Heights, Newport News, Salem, Suffolk and Virginia Beach were processed by November 18, 2009 and the results thereof reported to the State Board of Elections. The amended totals are shown herein.

We, the undersigned members of the State Board of Elections, do hereby certify that the foregoing statement is true and correct.

We further certify that at a meeting held on November 23, 2009, having reexamined the certified abstracts on file in the office of the State Board of Elections of the votes given in the counties and cities of the Commonwealth at the General Election held on November 4, 2008, for **United States Senator** and having made the foregoing statement of the whole number of votes so given, we ascertained and determined that

MARK R. WARNER

having received the greatest number of votes cast in said election was duly elected to the office of United States Senator from the Commonwealth of Virginia for the term prescribed by law.

Given under our hands at Richmond, Virginia, this 23rd day of November, 2009.

, Chairman
 , Vice Chairman
 , Secretary

Statement of the votes cast in the counties and cities in the Commonwealth of Virginia for Electors of President and Vice President at the November 4, 2008 General Election. There were cast:

	DEMOCRATIC PARTY <i>Obama/Biden</i>	REPUBLICAN PARTY <i>McCain/Palin</i>	INDEPENDENT GREEN PARTY <i>Baldwin/Castle</i>	LIBERTARIAN PARTY <i>Barri/Root</i>	GREEN PARTY <i>McKinney/Clemente</i>	INDEPENDENT <i>Nader/Gonzalez</i>	WRITE-IN VOTES
	Christia V. Rey Sandra W. Brandt Betsy L. Squire Susan Johnston Rowland Marc L. Finney Dorothy S. Blackwell James Harold Allen Boyd Marian A. Van Landingham Robert Edgar Childress, Jr. Rolland D. Winter Janet A. Carver Michael Jon Khandelwal Sophie Ann Salley	Janet A. Jackson David E. Nygaard Arthur Lee Talley, Jr. Wayne Junius Ozmore, Jr. George A. Sterling Richard Allen Claybrook, Jr. Linwood M. Cobb III R. Christian Hoff Sydney Strother Smith II Barbara "Bobbie" Greene Kilberg William Wickham Hanks Thomas E. Foley James K. "Jay" O'Brien, Jr.	Craig E. Ennis D. C. Amarasinghe William K. Grogan Albert P. Burckard, Jr. Sherman D. Witcher Joseph L. LeBlanc Brian Taylor Glenda Gail Parker George R. Wood Harlan Fred Wahlert David William Gillis, Jr. Carey C. Campbell Mario T. Palmioto	K. M. Offerman Henry T. Thrasher Sanford J. Pankin William Donald Tabor, Jr. Lindsey M. Burke Elizabeth Blanton Bowles George Nicholas Marchenko Donald Edward Ferguson James W. Lark III Wilbur N. Wood III Scott T. Wakeman Leonard T. Harris L. Marc Montoni	Christopher E. Fink Edmund Everett Dowe II Rain Burroughs Richard A. Miller Jana Lee Cutlip Daniel A. Meltraux John B. Gallini Kirit Mookerjee Clifford Barry Anderson Mary Theresa Schmidt Taylor Paul S. Hughes James R. Lowenstern Tamar B. Yager	Nader/Gonzalez Ashley Elizabeth Slaiff Adrienne Nicole Cottle Nicholas William Johnson Erick W. Brucker Jeffrey C. Mitchell Raymond W. Fary Michael Lee Ogilvie Henry A. Perretta Matthew Lee Alley Daniel J. Christakos Michael Joseph Smith Dena May Cottle Rickey Ray Johnson	17 103 7 3 16 6 301 48 4 34 5 24 7 33 4 29
COUNTIES							
Accomack	7,607	7,833	31	54	16	65	17
Albemarle	29,793	20,576	95	224	28	166	103
Alleghany	3,553	3,715	25	14	7	48	7
Amelia	2,488	3,970	18	12	12	26	3
Amherst	6,094	8,470	33	41	7	39	16
Appomattox	2,641	4,903	30	30	12	8	6
Arlington	78,994	29,876	122	487	61	312	301
Augusta	9,825	23,120	89	111	20	125	48
Bath	1,043	1,349	15	5	4	12	4
Bedford	11,017	24,420	104	128	21	106	34
Bland	864	2,031	13	8	8	30	5
Botetourt	5,693	11,471	71	68	17	62	24
Brunswick	4,973	2,877	18	13	13	13	7
Buchanan	4,063	4,541	25	25	11	36	33
Buckingham	3,489	3,428	14	19	10	30	4
Campbell	8,091	17,444	95	75	14	66	29

	DEMOCRATIC PARTY Obama/Biden	REPUBLICAN PARTY McCain/Palin	INDEPENDENT GREEN PARTY Baldwin/Castle	LIBERTARIAN PARTY Barr/Root	GREEN PARTY McKinney/Clemente	INDEPENDENT Nader/Gonzalez	WRITE-IN VOTES
COUNTIES	Christia V. Rey Sandra W. Brandt Betty L. Squire Susan Johnston Rowland Marc L. Firney Dorothy S. Blackwell James Harold Allen Boyd Marian A. Van Landingham Robert Edgar Childress, Jr. Roland D. Winter Janet A. Carver Michael Jon Khandelwal Sophie Ann Salley	Janet A. Jackson David E. Nygaard Arthur Lee Talley, Jr. Wayne Junius Ozmone, Jr. George A. Sterling Richard Allen Claybrook, Jr. Linwood M. Cobb III R. Christian Hoff Sydney Strother Smith III Barbara "Bobbie" Greene Kilberg William Wickham Hanks Thomas E. Foley James K. "Jay" O'Brien, Jr.	Craig E. Ennis D. C. Amarasinghe William K. Grogan Albert P. Burckard, Jr. Sherman D. Witcher Joseph L. LeBlanc Brian Taylor Glenda Gail Parker George R. Wood Harlan Fred Wahler David William Gillis, Jr. Carey C. Campbell Mario T. Palmiotto	K. M. Offerman Henry T. Thrasher Sanford J. Parkin William Donald Tabor, Jr. Lindsey M. Burke Elizabeth Blanton Bowles George Nicholas Marchenko Donald Edward Ferguson James W. Lark III Wilbur N. Wood III Scott T. Wakeman Leonard T. Harris L. Marc Montoni	Christopher E. Fink Edmund Everett Dowe II Rain Burroughs Richard A. Miller Jana Lee Cutlip Daniel A. Metraux John B. Gallini Kirt Mookerjee Clifford Barry Anderson Mary Theresa Schmidt Taylor Paul S. Hughes James R. Lowenstern Tamar B. Yager	Ashley Elizabeth Staff Adrienne Nicole Cottle Nicholas William Johnson Eric W. Brucker Jeffrey C. Mitchell Raymond W. Fary Michael Lee Ogilvie Henry A. Parretta Matthew Lee Alley Daniel J. Christakos Michael Joseph Smith Dena May Cottle Rickey Ray Johnson	
Caroline	7,163	5,617	20	40	15	46	18
Carroll	4,109	8,187	57	46	34	116	30
Charles City	2,838	1,288	6	7	3	7	4
Charlotte	2,705	3,372	19	22	7	20	12
Chesterfield	74,310	86,413	221	405	47	437	255
Clarke	3,457	3,840	31	34	8	43	18
Craig	877	1,695	8	16	5	18	2
Culpeper	8,802	10,711	58	51	19	70	30
Cumberland	2,255	2,418	16	14	5	12	4
Dickenson	3,278	3,324	32	25	14	46	34
Dinwiddie	6,246	6,526	44	28	16	27	5
Essex	2,934	2,379	9	14	6	17	5
Fairfax	310,359	200,994	682	1,482	274	1,457	1,006
Fauquier	14,616	19,228	62	98	21	106	89
Floyd	2,937	4,441	34	31	10	50	13
Fluvanna	6,185	6,420	15	55	7	37	16
Franklin	9,618	15,414	83	100	21	120	45

	DEMOCRATIC PARTY Obama/Biden	REPUBLICAN PARTY McCain/Palin	INDEPENDENT GREEN PARTY Baldwini/Castle	LIBERTARIAN PARTY Barr/Root	GREEN PARTY McKinney/Clemente	INDEPENDENT Nader/Gonzalez	WRITE-IN VOTES
COUNTIES							
Frederick	12,962	20,149	107	104	46	185	60
Giles	3,192	4,462	35	35	9	49	13
Gloucester	6,917	12,090	39	74	7	70	27
Goochland	4,813	7,643	22	32	11	28	13
Grayson	2,480	4,540	33	25	25	94	23
Greene	3,174	4,980	22	22	5	41	16
Greensville	3,122	1,729	14	9	0	11	2
Halifax	8,126	8,600	33	35	12	32	12
Hanover	18,447	37,344	70	146	16	137	88
Henrico	86,323	67,381	211	427	79	367	178
Henry	11,118	13,758	77	74	27	128	33
Highland	590	930	16	7	0	10	1
Isle of Wight	8,573	11,258	40	50	2	48	26
James City	17,353	20,912	51	123	18	92	55
King and Queen	1,918	1,763	3	7	1	9	4
King George	4,473	5,888	33	26	6	30	18
King William	3,344	4,966	12	23	3	23	17

	DEMOCRATIC PARTY <i>Obama/Biden</i>	REPUBLICAN PARTY <i>McCain/Palin</i>	INDEPENDENT GREEN PARTY <i>Baldwin/Castle</i>	LIBERTARIAN PARTY <i>Bar/Root</i>	GREEN PARTY <i>McKinney/Clemente</i>	INDEPENDENT <i>Nader/Gonzalez</i>	WRITE-IN VOTES	
	Christia V. Rey Sandra W. Brandt Betty L. Squire Susan Johnston Rowland Marc L. Finney Dorothy S. Blackwell James Harold Allen Boyd Marian A. Van Landingham Robert Edgar Childress, Jr. Roland D. Winter Janet A. Carver Michael Jon Khandelwal Sophie Ann Salley	Janet A. Jackson David E. Nygaard Arthur Lee Talley, Jr. Wayne Junius Ozmore, Jr. George A. Starling Richard Allen Claybrook, Jr. Linwood M. Cobb III R. Christian Hoff Sydney Strother Smith III Barbara "Bobbie" Greene Kilberg William Wickham Hanks Thomas E. Foley James K. "Jay" O'Brien, Jr.	Craig E. Ennis D. C. Amarasinghe William K. Grogan Albert P. Burckard, Jr. Sherman D. Witcher Joseph L. LeBlanc Brian Taylor Glenda Gail Parker George R. Wood Harlan Fred Wahler David William Gillis, Jr. Carey C. Campbell Mario T. Palmiotto	K. M. Offerman Henry T. Thrasher Sanford J. Pankin William Donald Tabor, Jr. Lindsey M. Burke Elizabeth Blanton Bowles George Nicholas Marchenko Donald Edward Ferguson James W. Lark III Wilbur N. Wood III Scott T. Wakeman Leonard T. Harris L. Marc Montoni	Christopher E. Fink Edmund Everett Dowe II Rain Burroughs Richard A. Miller Jana Lee Cullip Daniel A. Mettraux John B. Gallini Krit Mookerjee Clifford Barry Anderson Mary Theresa Schmidt Taylor Paul S. Hughes James R. Lowensterm Tamar B. Yager	Ashley Elizabeth Slaff Adrienne Nicole Cottle Nicholas William Johnson Erick W. Brucker Jeffrey C. Mitchell Raymond W. Fary Michael Lee Ogilvie Henry A. Parretta Matthew Lee Alley Daniel J. Christakos Michael Joseph Smith Dena May Cottle Rickey Ray Johnson		
COUNTIES								
Lancaster	3,235	3,647	13	15	4	17	7	
Lee	3,219	5,825	49	27	16	72	19	
Loudoun	74,845	63,336	187	383	56	338	314	
Louisa	6,978	8,182	38	50	17	56	32	
Lunenburg	2,703	2,900	8	17	3	15	4	
Madison	2,862	3,758	21	20	5	31	2	
Mathews	1,934	3,456	17	14	6	9	4	
Mecklenburg	7,127	7,817	41	39	15	39	4	
Middlesex	2,391	3,545	13	27	3	20	7	
Montgomery	21,031	19,028	102	215	36	148	93	
Nelson	4,391	3,647	15	23	6	32	19	
New Kent	3,493	6,385	19	28	16	36	14	
Northampton	3,800	2,713	16	22	4	21	10	
Northumberland	3,312	4,041	6	15	1	19	12	
Nottoway	3,413	3,499	19	25	4	25	3	
Orange	7,107	8,506	41	47	10	68	22	
Page	4,235	6,043	25	14	3	54	17	

	DEMOCRATIC PARTY Obama/Biden	REPUBLICAN PARTY McCain/Palin	INDEPENDENT GREEN PARTY Baldwin/Castle	LIBERTARIAN PARTY Barr/Root	GREEN PARTY McKinney/Clemente	INDEPENDENT Nader/Gonzalez	WRITE-IN VOTES
	Christia V. Rey Sandra W. Brandt Betty L. Squire Susan Johnston Rowland Marc L. Finney Dorothy S. Blackwell James Harold Allen Boyd Marian A. Van Landingham Robert Edgar Childress, Jr. Rolland D. Winter Janet A. Carver Michael Jon Khandelwal Sophie Ann Salley	Janet A. Jackson David E. Nygaard Arthur Lee Talley, Jr. Wayne Junius Ozmore, Jr. George A. Sterling Richard Allen Claybrook, Jr. Linwood M. Cobb III R. Christian Hoff Sydney Strother Smith III Barbara "Bobbie" Greene Kilberg William Wickham Hanks Thomas E. Foley James K. "Jay" O'Brien, Jr.	Craig E. Ennis D. C. Amarasinghe William K. Grogan Albert P. Burckard, Jr. Sherman D. Witcher Joseph L. LeBlanc Brian Taylor Glenda Gail Parker George R. Wood Harlan Fred Wahler David William Gillis, Jr. Carey C. Campbell Mario T. Palmiotto	K. M. Offerman Henry T. Thrasher Sanford J. Pankin William Donald Tabor, Jr. Lindsey M. Burke Elizabeth Blanton Bowles George Nicholas Marchenko Donald Edward Ferguson James W. Lark III Wilbur N. Wood III Scott T. Wakeman Leonard T. Harris L. Marc Montoni	Christopher E. Fink Edmund Everett Dawe II Rain Burroughs Richard A. Miller Jana Lee Cutlip Daniel A. Mettraux John B. Gallini Kirit Mookerjee Clifford Barry Anderson Mary Theresa Schmidt Taylor Paul S. Hughes James R. Lowenstern Tamar B. Yager	Ashley Elizabeth Slaff Adrienne Nicole Cottle Nicholas William Johnson Erick W. Brucker Jeffrey C. Mitchell Raymond W. Fary Michael Lee Ogilvie Henry A. Ferratta Matthew Lee Alley Daniel J. Christakos Michael Joseph Smith Dena May Cottle Rickey Ray Johnson	13 29 21 6 16 242 23 11 2 85 22 65 27 28 55 37 6
COUNTIES							
Patrick	2,879	5,491	34	39	9	66	13
Pittsylvania	11,415	18,730	62	76	25	96	29
Powhatan	4,237	10,088	23	37	14	36	21
Prince Edward	5,101	4,174	26	38	10	33	6
Prince George	7,130	8,752	27	23	11	47	16
Prince William	93,438	67,622	291	362	73	422	242
Pulaski	5,918	8,857	52	69	29	102	23
Rappahannock	2,105	2,227	13	13	4	32	11
Richmond	1,618	2,092	13	5	4	11	2
Roanoke	19,812	30,572	133	166	41	167	85
Rockbridge	4,347	5,732	25	32	11	26	22
Rockingham	10,453	22,468	64	110	27	147	65
Russell	4,932	6,389	35	22	7	82	27
Scott	2,725	6,980	52	33	9	48	28
Shenandoah	6,912	12,005	63	79	20	89	55
Smyth	4,239	7,817	72	38	15	84	37
Southampton	4,402	4,583	31	17	5	23	6

	DEMOCRATIC PARTY Obama/Biden	REPUBLICAN PARTY McCain/Palin	INDEPENDENT GREEN PARTY Baldwin/Castle	LIBERTARIAN PARTY Barr/Root	GREEN PARTY McKinney/Clemente	INDEPENDENT Nader/Gonzalez	WRITE-IN VOTES	
	Christia V. Rey Sandra W. Brandt Betty L. Squire Susan Johnston Rowland Marc L. Finney Dorothy S. Blackwell James Harold Allen Boyd Marian A. Van Landingham Robert Edgar Childress, Jr. Roland D. Winter Janet A. Carver Michael Jon Khandelwal Sophie Ann Salley	Janet A. Jackson David E. Nygaard Arthur Lee Talley, Jr. Wayne Junius Ozmore, Jr. George A. Sterling Richard Allen Claybrook, Jr. Linwood M. Cobb III R. Christian Hoff Sydney Strother Smith III Barbara "Bobbie" Greene Kilberg William Wickham Hanks Thomas E. Foley James K. "Jay" O'Brien, Jr.	Craig E. Ennis D. C. Amarasinghe William K. Grogan Albert P. Burckard, Jr. Sherman D. Witcher Joseph L. LeBlanc Brian Taylor Glenda Gail Parker George R. Wood Harlan Fred Wahler David William Gillis, Jr. Carey C. Campbell Mario T. Palmiotto	K. M. Offerman Henry T. Thrasher Sanford J. Pankin William Donald Tabor, Jr. Lindsey M. Burke Elizabeth Blanton Bowles George Nicholas Marchenko Donald Edward Ferguson James W. Lark III Wilbur N. Wood III Scott T. Wakeman Leonard T. Harris L. Marc Montoni	Christopher E. Fink Edmund Everett Dowe II Rain Burroughs Richard A. Miller Jana Lee Cullip Daniel A. Metraux John B. Gallini Kirt Mookerjee Clifford Barry Anderson Mary Theresa Schmidt Taylor Paul S. Hughes James R. Lowenstern Tamar B. Yager	Ashley Elizabeth Staff Adrienne Nicole Cottle Nicholas William Johnson Erick W. Brucker Jeffrey C. Mitchell Raymond W. Fary Michael Lee Ogilvie Henry A. Perretta Matthew Lee Alley Daniel J. Christakos Michael Joseph Smith Dena May Cottle Rickey Ray Johnson		
COUNTIES								
Spotsylvania	24,901	28,615	118	121	36	206	82	
Stafford	25,716	29,221	85	137	19	160	117	
Surry	2,626	1,663	14	8	6	8	0	
Sussex	3,301	2,026	13	6	6	9	2	
Tazewell	5,596	11,201	72	32	20	92	48	
Warren	6,997	8,879	86	50	13	64	37	
Washington	8,063	16,077	96	84	20	112	48	
Westmoreland	4,577	3,719	22	16	7	29	7	
Wise	4,995	8,914	54	28	11	95	41	
Wythe	4,107	8,207	42	30	7	70	28	
York	13,700	19,833	65	124	14	111	50	
Total Counties	1,292,160	1,299,946	5,326	7,777	1,718	8,594	4,544	

CITIES	DEMOCRATIC PARTY <i>Obama/Biden</i>	REPUBLICAN PARTY <i>McCain/Palin</i>	INDEPENDENT GREEN PARTY <i>Baldwin/Castle</i>	LIBERTARIAN PARTY <i>Barr/Root</i>	GREEN PARTY <i>McKinney/Clemente</i>	INDEPENDENT	WRITE-IN VOTES
Alexandria	Christia V. Ray Sandra W. Brandt Betty L. Squire Susan Johnson Rowland Marc L. Finney Dorothy S. Blackwell James Harold Allen Boyd Marian A. Van Landingham Robert Edward Childress, Jr. Rolland D. Winter Janet A. Carver Michael Jon Khandelwal Sophie Ann Salley	Janet A. Jackson David E. Nygaard Arthur Lee Taley, Jr. Wayne Junius Ozmore, Jr. George A. Sterling Richard Allen Claybrook, Jr. Linwood M. Cobb III R. Christian Hoff Sydney Strother Smith III Barbara "Bobbie" Greene Kilberg William Wickahm Hanks Thomas E. Foley James K. "Jay" O'Brien, Jr.	Craig E. Ennis D. C. Amarasinghe William K. Grogan Albert P. Burckhard, Jr. Sherman D. Witcher Joseph L. LeBlanc Brian Taylor Glenda Gail Parker George R. Wood Harlan Fred Wahlert David William Gillis, Jr. Carey C. Campbell Mario T. Palmiotto	K. M. Offerman Henry T. Thrasher Sanford J. Pankin William Donald Tabor, Jr. Lindsey M. Burke Elizabeth Blanton Bowles George Nicholas Marchenko Donald Edward Ferguson James W. Lark III Wilburg N. Wood III Scott T. Wakeman Leonard T. Harris L. Marc Montoni	Christopher E. Fink Edmund Everett Dowe II Rain Burroughs Richard A. Miller Jana Lee Cutlip Daniel A. Meitroux John B. Gallini Kirit Mookerjee Clifford Barry Anderson Mary Theresa Schmidt Taylor Paul S. Hughes James R. Lowenstern Tamar B. Yager	Nader/Gonzalez Ashley Elizabeth Slaff Adrienne Nicole Cottle Nicholas William Johnson Eric W. Buckner Jeffrey C. Mitchell Raymond W. Fary Michael Lee Ogilvie Henry A. Perretta Matthew Lee Alley Diniel J. Christakos Michael Joseph Smith Dena May Cottle Rickey Ray Johnson	184
Bedford	50,473	19,181	81	218	40	187	184
Bristol	1,208	1,497	3	7	3	14	2
Buena Vista	2,665	4,579	29	17	4	39	26
Charlottesville	1,108	1,282	12	8	1	6	6
Chesapeake	15,705	4,078	26	86	17	61	71
Colonial Heights	53,994	52,625	252	275	41	191	143
Covington	2,562	6,163	29	35	7	33	22
Danville	1,304	1,020	6	5	0	14	5
Emporia	12,352	8,361	37	47	15	59	19
Fairfax	1,702	897	3	7	2	5	1
Falls Church	6,575	4,691	22	48	4	33	25
Franklin	4,695	1,970	9	31	4	27	14
Fredericksburg	2,819	1,576	11	8	4	8	1
Galax	6,155	3,413	10	27	9	34	29
	1,052	1,317	5	14	3	9	2

	DEMOCRATIC PARTY <i>Obama/Biden</i>	REPUBLICAN PARTY <i>McCain/Palin</i>	INDEPENDENT GREEN PARTY <i>Baldwin/Castle</i>	LIBERTARIAN PARTY <i>Bart/Root</i>	GREEN PARTY <i>McKinney/Clemente</i>	INDEPENDENT <i>Nader/Gonzalez</i>	WRITE-IN VOTES
CITIES							
Hampton	46,917	20,476	112	152	27	160	99
Harrisonburg	8,444	6,048	24	68	9	49	33
Hopewell	5,285	4,149	17	21	4	37	11
Lexington	1,543	914	2	11	0	4	5
Lynchburg	16,269	17,638	157	146	8	78	45
Manassas	7,518	5,975	32	41	10	30	21
Manassas Park	2,463	1,634	13	10	1	13	6
Martinsville	4,139	2,311	26	13	3	21	7
Newport News	51,972	28,668	137	171	44	187	117
Norfolk	62,819	24,814	147	271	45	209	141
Norton	743	744	2	1	1	16	5
Petersburg	13,774	1,583	39	28	35	68	13
Poquoson	1,748	5,229	10	32	5	27	14
Portsmouth	32,327	13,984	68	113	12	90	71
Radford	2,930	2,418	21	22	5	29	4
Richmond	73,623	18,649	107	296	74	223	113
Roanoke	24,934	15,394	91	135	21	138	59

CITIES	DEMOCRATIC PARTY	REPUBLICAN PARTY	INDEPENDENT GREEN PARTY	LIBERTARIAN PARTY	GREEN PARTY	INDEPENDENT	WRITE-IN	
Salem	Obama/Biden Christia V. Ray Sandra W. Brandt Betty L. Squire Susan Johnson Rowland Marc L. Finney Dorothy S. Blackwell James Harold Allen Boyd Marian A. Van Landingham Robert Edward Childress, Jr. Rolland D. Winter Janet A. Carver Michael Jon Khandelwal Sophie Ann Salley	McCain/Palin Janet A. Jackson David E. Nygaard Arthur Lee Tlaley, Jr. Wayne Junius Ozmore, Jr. George A. Sterling Richard Allen Claybrook, Jr. Linwood M. Cobb III R. Christian Hoff Sydney Strother Smith III Barbara "Bobbie" Greene Kilberg William Wickahm Hanks Thomas E. Foley James K. "Jay" O'Brien, Jr.	Baldwin/Castile Craig E. Ennis D. C. Amarasinghe William K. Grogan Albert P. Burckhard, Jr. Sherman D. Witcher Joseph L. LeBlanc Brian Taylor Glenda Gail Parker George R. Wood Harlan Fred Wahlert David William Gillis, Jr. Carey C. Campbell Mario T. Palmiotto	Barr/Root K. M. Offerman Henry T. Thrasher Sanford J. Pankin William Donald Tabor, Jr. Lindsey M. Burke Elizabeth Blanton Bowles George Nicholas Marchenko Donald Edward Ferguson James W. Lark III Wilburg N. Wood III Scott T. Wakeman Leonard T. Harris L. Marc Montoni	McKinney/Clemente Christopher E. Fink Edmund Everett Dowe II Rain Burroughs Richard A. Miller Jana Lee Cullip Daniel A. Metraux John B. Gallini Kirit Mookerjee Clifford Barry Anderson Mary Theresa Schmidt Taylor Paul S. Hughes James R. Lowenstern Tamar B. Yager	Nader/Gonzalez Ashley Elizabeth Slaff Adrienne Nicole Cottle Nicholas William Johnson Eirc W. Buckner Jeffrey C. Mitchell Raymond W. Fary Michael Lee Ogilvie Henry A. Perretta Matthew Lee Alley Diniel J. Christakos Michael Joseph Smith Dena May Cottle Rickey Ray Johnson	35 39 57 542 41 22 54 2,889 8,594 11,483	23 18 45 361 13 25 14 1,813 4,544 6,357
Staunton								
Suffolk								
Virginia Beach								
Waynesboro								
Williamsburg								
Winchester								
Total Cities	667,421	425,112	2,148	3,291	626	2,889	1,813	
Total Counties	1,292,160	1,299,946	5,326	7,777	1,718	8,594	4,544	
Total Votes Cast	1,959,581	1,725,058	7,474	11,068	2,344	11,483	6,357	
Aggregate				3,723,365				

As a result of the US v Cunningham lawsuit, the US Federal District Court has ordered that returned UOCAVA absentee ballots received within the thirty days after the November 4, 2008 election be counted. Such ballots cast in the Counties of Albemarle, Fauquier, Fluvanna, Frederick, Gloucester, James City, New Kent, Page, Prince William, Roanoke, Spotsylvania, Stafford and Wise and the Cities of Colonial Heights, Newport News, Salem, Suffolk and Virginia Beach were processed by November 18, 2009 and the results thereof reported to the State Board of Elections. The amended totals are shown herein. The Electors of the Democratic Party retained the majority of the votes cast at the November 4, 2008 election as certified below.

We, the undersigned members of the State Board of Elections, do hereby certify that the following statement is true and correct. We further certify that at a meeting held on November 23, 2009, having reexamined the certified abstracts on file in the office of the State Board of Elections of the votes given in the counties and cities of the Commonwealth at the General Election held on November 4, 2008 for **Electors of President and Vice President** from Virginia, and having made a statement of the whole number of votes so given, we ascertained and determined that:


Christia V. Rey
Sandra W. Brandt
Betty L. Squire
Susan Johnston Rowland


Marc L. Finney
Dorothy S. Blackwell
James Harold Allen Boyd
Marian A. Van Landingham

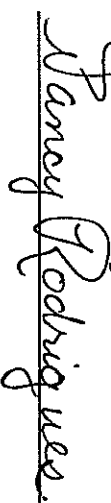
Robert Edgar Childress, Jr.
Rolland D. Winter
Janet A. Carver
Michael Jon Khandelwal
Sophie Ann Salley

having received the greatest number of votes cast in said election were duly elected the Democratic Electors for President and Vice President for the Commonwealth of Virginia for the term prescribed by law.

Given under our hands at Richmond, Virginia, this 23rd day of November, 2009.


Pamela Stewart, Chairman


Marshall G. Spivey, Vice Chairman


Nancy Rodriguez, Secretary

Statement of the votes cast in the counties and cities comprising the **1st Congressional District**, at the November 4, 2008 General Election for Member of the House of Representatives in the Congress of the United States. There were cast:

	Bill S. DAY, Jr. (D)	Robert J. "Rob" WITTMAN (R)	Nathan D. LARSON (L)	Write-In Votes
Caroline (part)	2,922	3,162	86	2
Essex	2,218	2,697	69	3
Fauquier (part)	6,546	10,094	254	26
Gloucester	5,793	12,275	281	24
James City (part)	14,449	22,075	530	84
King & Queen	1,597	1,750	43	2
King George	3,393	6,562	137	14
King William	2,996	4,853	88	17
Lancaster	2,507	4,164	47	8
Mathews	1,671	3,390	71	3
Middlesex	1,984	3,692	54	2
Northumberland	2,381	4,727	42	1
Prince William (part)	12,347	6,412	345	38
Richmond County	1,105	2,489	33	1
Spotsylvania (part)	18,210	24,437	540	57
Stafford	22,183	30,396	829	159
Westmoreland	2,925	4,737	82	3
York	11,299	20,931	436	81
Fredericksburg	5,199	3,801	143	25
Hampton (part)	8,776	5,523	225	57
Newport News (part)	14,794	17,923	615	109
Poquoson	1,388	5,244	123	10
Williamsburg	3,752	2,510	193	30
TOTAL	150,435	203,844	5,266	756

As a result of the United States v Cunningham lawsuit, the US Federal District Court has ordered that returned UOCAVA absentee ballots received within the thirty days after the November 4, 2008 election be counted. Such ballots cast in the Counties of Albemarle, Fauquier, Fluvanna, Frederick, Gloucester, James City, New Kent, Page, Prince William, Roanoke, Spotsylvania, Stafford and Wise and the Cities of Colonial Heights, Newport News, Salem, Suffolk and Virginia Beach were processed by November 18, 2009 and the results thereof reported to the State Board of Elections. The amended totals are shown herein.


We, the undersigned members of the State Board of Elections, do hereby certify that the foregoing statement is true and correct.


We further certify that at a meeting held on November 23, 2009, having reexamined the certified abstracts on file in the office of the State Board of Elections of the votes given in the **1st Congressional District** at the General Election held on November 4, 2008, and having made the foregoing statement of the whole number of votes so given, we ascertained and determined that

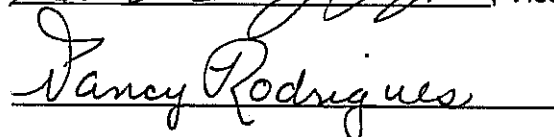
ROBERT J. WHITTMAN

having received the greatest number of votes cast in said election was duly elected a Member of the House of Representatives in the Congress of the United States for the term prescribed by law.

Given under our hands at Richmond, Virginia, this 23rd day of November, 2009.

 , Chairman

 , Vice Chairman

 , Secretary

Statement of the votes cast in the counties and cities comprising the **2nd Congressional District**, at the November 4, 2008 General Election for Member of the House of Representatives in the Congress of the United States. There were cast:

	Glenn C. NYE III (D)	Thelma D. DRAKE (R)	Write-In Votes
Accomack	7,753	7,463	9
Northampton	3,829	2,561	5
Hampton (part)	12,000	10,432	61
Norfolk (part)	19,481	14,701	62
Virginia Beach	98,822	93,367	234
TOTAL	141,885	128,524	371

As a result of the United States v Cunningham lawsuit, the US Federal District Court has ordered that returned UOCAVA absentee ballots received within the thirty days after the November 4, 2008 election be counted. Such ballots cast in the Counties of Albemarle, Fauquier, Fluvanna, Frederick, Gloucester, James City, New Kent, Page, Prince William, Roanoke, Spotsylvania, Stafford and Wise and the Cities of Colonial Heights, Newport News, Salem, Suffolk and Virginia Beach were processed by November 18, 2009 and the results thereof reported to the State Board of Elections. The amended totals are shown herein.




We, the undersigned members of the State Board of Elections, do hereby certify that the foregoing statement is true and correct.

We further certify that at a meeting held on November 23, 2009, having reexamined the certified abstracts on file in the office of the State Board of Elections of the votes given in the **2nd Congressional District** at the General Election held on November 4, 2008, and having made the foregoing statement of the whole number of votes so given, we ascertained and determined that

GLENN C. NYE III

having received the greatest number of votes cast in said election was duly elected a Member of the House of Representatives in the Congress of the United States for the term prescribed by law.

Given under our hands at Richmond, Virginia, this 23rd day of November, 2009.

 Chairman
 Vice Chairman
 Secretary

Statement of the votes cast in the counties and cities comprising the **4th Congressional District**, at the November 4, 2008 General Election for Member of the House of Representatives in the Congress of the United States. There were cast:

	Andrea R. MILLER (D)	J. Randy FORBES (R)	Write-In Votes
Amelia	2,144	4,073	4
Brunswick (part)	809	708	3
Chesterfield (part)	30,183	44,324	145
Dinwiddie	4,732	7,448	8
Greensville	2,476	2,076	1
Isle of Wight (part)	6,313	12,916	33
Nottoway	2,360	3,578	6
Powhatan	3,480	10,478	17
Prince George (part)	2,774	4,518	21
Southampton	3,341	5,290	4
Sussex	2,395	2,506	0
Chesapeake	38,820	63,357	109
Colonial Heights	1,799	6,500	10
Emporia	1,270	1,132	0
Franklin City	1,966	2,032	1
Hopewell	3,839	4,548	6
Petersburg	10,237	3,195	10
Suffolk	16,103	20,398	27
TOTAL	135,041	199,077	405

As a result of the United States v Cunningham lawsuit, the US Federal District Court has ordered that returned UOCAVA absentee ballots received within the thirty days after the November 4, 2008 election be counted. Such ballots cast in the Counties of Albemarle, Fauquier, Fluvanna, Frederick, Gloucester, James City, New Kent, Page, Prince William, Roanoke, Spotsylvania, Stafford and Wise and the Cities of Colonial Heights, Newport News, Salem, Suffolk and Virginia Beach were processed by November 18, 2009 and the results thereof reported to the State Board of Elections. The amended totals are shown herein.




We, the undersigned members of the State Board of Elections, do hereby certify that the foregoing statement is true and correct.

We further certify that at a meeting held on November 23, 2009, having reexamined the certified abstracts on file in the office of the State Board of Elections of the votes given in the **4th Congressional District** at the General Election held on November 4, 2008, and having made the foregoing statement of the whole number of votes so given, we ascertained and determined that

J. RANDY FORBES

having received the greatest number of votes cast in said election was duly elected a Member of the House of Representatives in the Congress of the United States for the term prescribed by law.

Given under our hands at Richmond, Virginia, this 23rd day of November, 2009.

 Chairman
 Vice Chairman
 Secretary

Statement of the votes cast in the counties and cities comprising the 5th Congressional District, at the November 4, 2008 General Election for Member of the House of Representatives in the Congress of the United States. There were cast:

	Tom S. P. PERRIELLO (D)	Virgil H. GOODE, Jr. (R)	Write-In Votes
Albemarle	31,828	18,407	45
Appomattox	2,758	4,809	2
Bedford County (part)	7,124	11,486	11
Brunswick (part)	3,720	2,248	2
Buckingham	3,446	3,424	1
Campbell	8,837	15,979	14
Charlotte	2,596	3,289	3
Cumberland	2,195	2,343	0
Fluvanna	6,564	5,982	10
Franklin County	9,475	15,652	11
Greene	3,733	4,373	4
Halifax	7,528	8,550	5
Henry (part)	6,846	9,093	3
Lunenburg	2,737	2,786	1
Mecklenburg	6,454	8,015	2
Nelson	4,562	3,540	2
Pittsylvania	11,025	18,182	8
Prince Edward	4,697	4,019	11
Bedford City	1,316	1,332	1
Charlottesville	15,909	3,733	39
Danville	11,487	8,322	6
Martinsville	3,974	2,519	2
TOTAL	158,811	158,083	183

As a result of the United States v Cunningham lawsuit, the US Federal District Court has ordered that returned UOCAVA absentee ballots received within the thirty days after the November 4, 2008 election be counted. Such ballots cast in the Counties of Albemarle, Fauquier, Fluvanna, Frederick, Gloucester, James City, New Kent, Page, Prince William, Roanoke, Spotsylvania, Stafford and Wise and the Cities of Colonial Heights, Newport News, Salem, Suffolk and Virginia Beach were processed by November 18, 2009 and the results thereof reported to the State Board of Elections. The amended totals are shown herein.

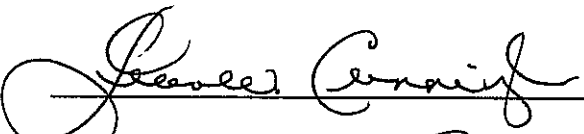


We, the undersigned members of the State Board of Elections, do hereby certify that the foregoing statement is true and correct.

We further certify that at a meeting held on November 23, 2009, having reexamined the certified abstracts on file in the office of the State Board of Elections of the votes given in the 5th Congressional District at the General Election held on November 4, 2008, and having made the foregoing statement of the whole number of votes so given, we ascertained and determined that

THOMAS S. P. PERRIELLO

having received the greatest number of votes cast in said election was duly elected a Member of the House of Representatives in the Congress of the United States for the term prescribed by law.

Given under our hands at Richmond, Virginia, this 23rd day of November, 2009.

 , Chairman
 , Vice Chairman
 , Secretary

Statement of the votes cast in the counties and cities comprising the 6th Congressional District, at the November 4, 2008 General Election for Member of the House of Representatives in the Congress of the United States. There were cast:

	S. "Sam" RASOUL (D)	R. W. "Bob" GOODLATTE (R)	Janice Lee ALLEN (I)	Write-In Votes
Alleghany (part)	714	1,579	44	0
Amherst	5,050	8,713	258	10
Augusta	8,194	23,251	558	12
Bath	675	1,622	43	1
Bedford County (part)	3,730	12,382	200	15
Botetourt	5,230	11,646	259	14
Highland	379	1,083	37	0
Roanoke County (part)	14,127	26,544	540	36
Rockbridge	3,504	6,145	169	6
Rockingham	8,856	23,210	768	11
Shenandoah	5,668	12,603	525	12
Buena Vista	855	1,441	42	1
Covington (part)	140	180	10	0
Harrisonburg	7,367	6,402	367	24
Lexington	1,314	997	54	5
Lynchburg	14,202	18,769	413	61
Roanoke City	21,675	17,520	656	31
Salem	4,357	7,575	168	10
Staunton	4,820	5,706	153	6
Waynesboro	3,510	4,983	149	7
TOTAL	114,367	192,351	5,413	262

As a result of the United States v Cunningham lawsuit, the US Federal District Court has ordered that returned UOCAVA absentee ballots received within the thirty days after the November 4, 2008 election be counted. Such ballots cast in the Counties of Albemarle, Fauquier, Fluvanna, Frederick, Gloucester, James City, New Kent, Page, Prince William, Roanoke, Spotsylvania, Stafford and Wise and the Cities of Colonial Heights, Newport News, Salem, Suffolk and Virginia Beach were processed by November 18, 2009 and the results thereof reported to the State Board of Elections. The amended totals are shown herein.

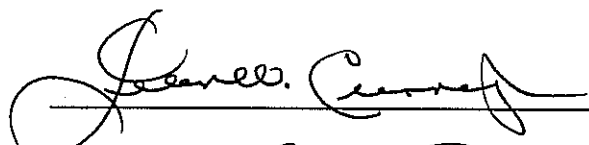


We, the undersigned members of the State Board of Elections, do hereby certify that the foregoing statement is true and correct.

We further certify that at a meeting held on November 23, 2009, having reexamined the certified abstracts on file in the office of the State Board of Elections of the votes given in the 6th Congressional District at the General Election held on November 4, 2008, and having made the foregoing statement of the whole number of votes so given, we ascertained and determined that

ROBERT W. GOODLATTE

having received the greatest number of votes cast in said election was duly elected a Member of the House of Representatives in the Congress of the United States for the term prescribed by law.

Given under our hands at Richmond, Virginia, this 23rd day of November, 2009.

 Chairman
 Vice Chairman
 Secretary

Statement of the votes cast in the counties and city comprising the 7th Congressional District, at the November 4, 2008 General Election for Member of the House of Representatives in the Congress of the United States. There were cast:

	Anita HARTKE (D)	Eric I. CANTOR (R)	Write-In Votes
Caroline (part)	3,289	2,893	2
Chesterfield (part)	29,868	52,061	198
Culpeper	7,074	11,265	17
Goochland	3,740	8,379	23
Hanover	14,190	40,276	109
Henrico (part)	43,465	68,587	211
Louisa	5,605	8,909	17
Madison	2,272	3,910	5
Orange	5,712	9,274	12
Page	3,496	6,374	11
Rappahannock	2,080	2,212	8
Spotsylvania (part)	3,426	5,667	16
Richmond City (part)	13,907	13,727	54
TOTAL	138,124	233,534	683

As a result of the United States v Cunningham lawsuit, the US Federal District Court has ordered that returned UOCAVA absentee ballots received within the thirty days after the November 4, 2008 election be counted. Such ballots cast in the Counties of Albemarle, Fauquier, Fluvanna, Frederick, Gloucester, James City, New Kent, Page, Prince William, Roanoke, Spotsylvania, Stafford and Wise and the Cities of Colonial Heights, Newport News, Salem, Suffolk and Virginia Beach were processed by November 18, 2009 and the results thereof reported to the State Board of Elections. The amended totals are shown herein.


We, the undersigned members of the State Board of Elections, do hereby certify that the foregoing statement is true and correct.


We further certify that at a meeting held on November 23, 2009, having reexamined the certified abstracts on file in the office of the State Board of Elections of the votes given in the 7th Congressional District at the General Election held on November 4, 2008, and having made the foregoing statement of the whole number of votes so given, we ascertained and determined that

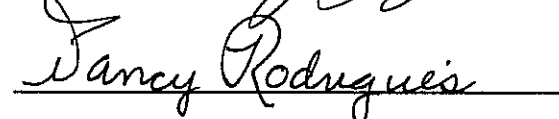
ERIC I. CANTOR

having received the greatest number of votes cast in said election was duly elected a Member of the House of Representatives in the Congress of the United States for the term prescribed by law.

Given under our hands at Richmond, Virginia, this 23rd day of November, 2009.

 Chairman

 Vice Chairman

 Secretary

Statement of the votes cast in the counties and cities comprising the 10th Congressional District, at the November 4, 2008 General Election for Member of the House of Representatives in the Congress of the United States. There were cast:

	Judy M. FEDER (D)	Frank R. WOLF (R)	Neeraj C. NIGAM (I)	Write-In Votes
Clarke	2,404	4,778	115	6
Fairfax County (part)	52,855	66,825	2,993	179
Fauquier (part)	4,874	11,019	197	25
Frederick	9,167	23,307	539	31
Loudoun	52,659	80,040	3,542	191
Prince William (part)	9,590	12,322	409	41
Warren	5,402	10,157	181	23
Manassas	4,759	6,796	190	16
Manassas Park	1,890	1,980	101	1
Winchester	3,758	5,917	190	13
TOTAL	147,358	223,141	8,457	526

As a result of the United States v Cunningham lawsuit, the US Federal District Court has ordered that returned UOCAVA absentee ballots received within the thirty days after the November 4, 2008 election be counted. Such ballots cast in the Counties of Albemarle, Fauquier, Fluvanna, Frederick, Gloucester, James City, New Kent, Page, Prince William, Roanoke, Spotsylvania, Stafford and Wise and the Cities of Colonial Heights, Newport News, Salem, Suffolk and Virginia Beach were processed by November 18, 2009 and the results thereof reported to the State Board of Elections. The amended totals are shown herein.

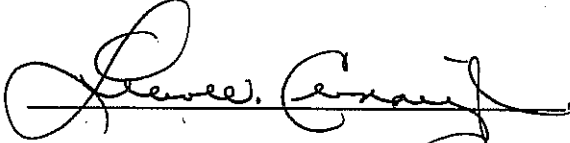

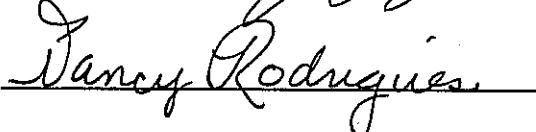
We, the undersigned members of the State Board of Elections, do hereby certify that the foregoing statement is true and correct.

We further certify that at a meeting held on November 23, 2009, having reexamined the certified abstracts on file in the office of the State Board of Elections of the votes given in the 10th Congressional District at the General Election held on November 4, 2008, and having made the foregoing statement of the whole number of votes so given, we ascertained and determined that

FRANK R. WOLF

having received the greatest number of votes cast in said election was duly elected a Member of the House of Representatives in the Congress of the United States for the term prescribed by law.

Given under our hands at Richmond, Virginia, this 23rd day of November, 2009.

 Chairman
 Vice Chairman
 Secretary

Statement of the votes cast in the counties and city comprising the **11th Congressional District**, at the November 4, 2008 General Election for Member of the House of Representatives in the Congress of the United States. There were cast:

	Gerald E. "Gerry" CONNOLLY (D)	Keith S. FIMIAN (R)	Joseph P. ODDO (IG)	Write-In Votes
Fairfax County (part)	129,294	99,418	4,670	591
Prince William (part)	61,181	50,714	2,332	247
Fairfax City	6,125	4,627	269	26
TOTAL	196,600	154,759	7,271	864

As a result of the United States v Cunningham lawsuit, the US Federal District Court has ordered that returned UOCAVA absentee ballots received within the thirty days after the November 4, 2008 election be counted. Such ballots cast in the Counties of Albemarle, Fauquier, Fluvanna, Frederick, Gloucester, James City, New Kent, Page, Prince William, Roanoke, Spotsylvania, Stafford and Wise and the Cities of Colonial Heights, Newport News, Salem, Suffolk and Virginia Beach were processed by November 18, 2009 and the results thereof reported to the State Board of Elections. The amended totals are shown herein.




We, the undersigned members of the State Board of Elections, do hereby certify that the foregoing statement is true and correct.

We further certify that at a meeting held on November 23, 2009, having reexamined the certified abstracts on file in the office of the State Board of Elections of the votes given in the **11th Congressional District** at the General Election held on November 4, 2008, and having made the foregoing statement of the whole number of votes so given, we ascertained and determined that

GERALD E. CONNOLLY

having received the greatest number of votes cast in said election was duly elected a Member of the House of Representatives in the Congress of the United States for the term prescribed by law.

Given under our hands at Richmond, Virginia, this 23rd day of November, 2009.

 _____, Chairman
 _____, Vice Chairman
 _____, Secretary